

S K I J U M P I N G S A U T Á S K I



German Team, K120 Team Ski Jump

A D A M P R E T T Y / G E T T Y I M A G E S



Ski Jumping Contents

General

Competition Officials

Competition

Medalist by Event

Medal Standing

Results K90 Individual

Results K120 Individual

Results K120 Team



COMPETITION OFFICIALS / OFFICIELS DE LA COMPÉTITION

UTAH OLYMPIC PARK

As of 05 Feb 2002 / En date du 5 FEV 2002

Jury

FIS Race Director	HOFER Walter	International Ski Federation (FIS)
FIS Technical Delegate	HYVAERINEN Pekka	Finland (FIN)
Chief of Competition	ERICKSON William	United States of America (USA)
Assistant Technical Delegate	GUGGEMOOS Toni	Germany (GER)

Judges

Judge	ASPHAUG Kolboern	Norway (NOR)
	AIGMUELLER Gert	Austria (AUT)
	FRELIH Janez	Slovenia (SLO)
	LUNDE Randy	United States of America (USA)
	KASAYA Yukio	Japan (JPN)
	GOETZE Klaus-Dieter	Germany (GER)

FIS Officials

Assistant Race Director	TEPES Miran	International Ski Federation (FIS)
Chief of Distance Measuring	FORRER Ueli	Switzerland (SUI)
Equipment Controller	YGGESETH Torbjoern	Norway (NOR)



NORDIC EVENTS MEDALISTS BY EVENT

MÉDAILLÉS PAR ÉPREUVE DES ÉPREUVES NORDIQUES

MON 18 FEB 2002 / LUN 18 FEV 2002 12:04

Date	Event	Medal	Name	NOC
09 FEB 2002	CC-Men's 30 km Free Mass Start	Gold	MUEHLEGG Johann	Spain
		Silver	HOFFMANN Christian	Austria
		Bronze	BOTVINOV Mikhail	Austria
	CC-Women's 15 km Free Mass Start	Gold	BELMONDO Stefania	Italy
		Silver	LAZUTINA Larissa	Russian Federation
		Bronze	NEUMANNOVA Katerina	Czech Republic
10 FEB 2002	NC-Individual	Gold	LAJUNEN Samppa	Finland
		Silver	TALLUS Jaakko	Finland
		Bronze	GOTTWALD Felix	Austria
	SJ-Individual K90	Gold	AMMANN Simon	Switzerland
		Silver	HANNAWALD Sven	Germany
		Bronze	MALYSZ Adam	Poland
12 FEB 2002	CC-Men's 15 km Classical	Gold	VEERPALU Andrus	Estonia
		Silver	ESTIL Frode	Norway
		Bronze	MAE Jaak	Estonia
	CC-Women's 10 km Classical	Gold	SKARI Bente	Norway
		Silver	DANILOVA Olga	Russian Federation
		Bronze	TCHEPALOVA Julija	Russian Federation
13 FEB 2002	SJ-Individual K120	Gold	AMMANN Simon	Switzerland
		Silver	MALYSZ Adam	Poland
		Bronze	HAUTAMAEKI Matti	Finland
14 FEB 2002	CC-Men's 10 km Free Pursuit	Gold	MUEHLEGG Johann	Spain
		Silver	ALSGAARD Thomas	Norway
		ESTIL Frode	Norway	
15 FEB 2002	CC-Women's 5 km Free Pursuit	Gold	DANILOVA Olga	Russian Federation
		Silver	LAZUTINA Larissa	Russian Federation
		Bronze	SCOTT Beckie	Canada
17 FEB 2002	CC-Men's 4x10 km Relay	Gold	ALSGAARD Thomas	Norway
			AUKLAND Anders	
			ESTIL Frode	
		Silver	SKJELDAL Kristen	Italy
			MAJ Fabio	
			PILLER COTTRER Pietro	
		Bronze	ZORZI Cristian	Germany
			di CENTA Giorgio	
			ANGERER Tobias	
	NC-Team	Gold	FILBRICH Jens	Finland
			SCHLUETTER Andreas	
			SOMMERFELDT Rene	
			LAJUNEN Samppa	
			MANNINEN Hannu	



NORDIC EVENTS MEDALISTS BY EVENT MÉDAILLÉS PAR ÉPREUVE DES ÉPREUVES NORDIQUES

MON 18 FEB 2002 / LUN 18 FEV 2002 12:04

Date	Event	Medal	Name	NOC
17 FEB 2002	NC-Team		MANTILA Jari	
			TALLUSJaakko	
		Silver	ACKERMANN Ronny	Germany
			HETTICH Georg	
			HOEHLIG Marcel	
			KIRCHEISEN Bjoern	
		Bronze	BIELER Christoph	Austria
			GOTTWALD Felix	
			GRUBER Michael	
			STECHEM Mario	
18 FEB 2002	SJ-Team K120	Gold	HANNAWALD Sven	Germany
			HOCKE Stephan	
			SCHMITT Martin	
			UHRMANN Michael	
		Silver	AHONEN Janne	Finland
			HAUTAMAELKI Matti	
			JUSSILAINEN Risto	
			LINDSTROEM Veli-Matti	
		Bronze	FRAS Damjan	Slovenia
			KRANJEC Robert	
	PETERKA Primoz			
	ZONTA Peter			



NORDIC EVENTS MEDAL STANDINGS CLASSEMENT PAR MÉDAILLES DES ÉPREUVES NORDIQUES

MON 18 FEB 2002 / LUN 18 FEV 2002 11:41

Rank	NOC	Cross-Country Skiing				Ski Jumping				Nordic Combined				Total				Rank by Total	
		G	S	B	Total	G	S	B	Total	G	S	B	Total	G	S	B	Total		
1	Norway	NOR	2	3		5								2	3		5	=1	
2	Finland	FIN					1	1	2	2	1		3	2	2	1	5	=1	
=3	Spain	ESP	2			2								2			2	=6	
=3	Switzerland	SUI					2		2					2			2	=6	
5	Russian Federation	RUS	1	3	1	5								1	3	1	5	=1	
6	Germany	GER			1	1	1	1	2		1		1	1	2	1	4	=4	
7	Italy	ITA	1	1		2								1	1		2	=6	
8	Estonia	EST	1		1	2								1		1	2	=6	
9	Austria	AUT		1	1	2						2	2		1	3	4	=4	
10	Poland	POL					1	1	2						1	1	2	=6	
=11	Canada	CAN			1	1										1	1	=11	
=11	Czech Republic	CZE			1	1										1	1	=11	
=11	Slovenia	SLO						1	1							1	1	=11	
Total			7	8	6	21	3	3	3	9	2	2	2	6	12	13	11	36	

NOTES:

NOCs are ranked by the number of medals won first, then by silver medals won and finally bronze medals won. A ranking by total medals won is shown in the far



RESULTS / RÉSULTATS

INDIVIDUAL K90 - OFFICIAL TRAINING 1
K90 INDIVIDUEL - 1er ENTRAÎNEMENT OFFICIEL

UTAH OLYMPIC PARK WED 6 FEB 2002 / MER 6 FEV 2002 START TIME / DEBUT 09:00 END TIME / FINI A 11:20

Jury / Competition Management			Judges			Hill Data		
Race Director	HOFER Walter	FIS	A	AIGMUELLER Gert	AUT	K-Point:		90 m
Technical Delegate	HYVAERINEN Pekka	FIN	B	FRELIH Janez	SLO	Meter Value:		2.0 Points/m
Chief of Competition	ERICKSON William	USA	C	ASPHAUG Kolbjorn	NOR	Jury Distance:		101 m
Assistant TD	GUGGEMOOS Toni	GER	D	LUNDE Randy	USA			
Assistant RD	TEPES Miran	FIS	E	KASAYA Yukio	JPN			

Bib	Name	NOC Code	1st Round			2nd Round			3rd Round		
			Speed [km/h] Rank	Distance [m] Rank	Gate Rank	Speed [km/h] Rank	Distance [m] Rank	Gate Rank	Speed [km/h] Rank	Distance [m] Rank	Gate Rank
76	CHVYKOV Dimitry	KGZ				86.6 21	89.0 14	19 14	87.0 12	87.0 29	20 29
1	SILAEV Alexei	RUS	87.2 9	80.0 47	20 19	87.0 4	80.5 52	19 52	86.9 15	83.0 46	20 46
2	WELCH Brian	USA	86.7 32	77.5 53	20 24	86.7 16	81.0 51	19 51	86.5 39	81.5 49	20 49
3	KOROBOV Alexander	KAZ	86.8 27	83.5 36	20 12	86.7 16	82.5 42	19 42	87.2 6	86.0 36	20 36
4	CHOI Yong Jik	KOR	85.7 58	64.5 59	20 30	85.8 58	79.5 55	19 55	86.0 60	84.0 43	20 43
5	MATURA Jan	CZE	87.0 17	82.0 44	20 16	86.2 45	78.5 58	19 58	86.6 34	81.5 49	20 49
6	STEINAUER Marco	SUI									
7	KANG Chil Gu	KOR	87.0 17	82.5 40	20 15	86.2 45	82.0 47	19 47	86.5 39	85.0 40	20 40
8	MAZOCH Jan	CZE	87.7 1	83.0 39	20 14	87.0 4	83.0 40	19 40	87.3 5	87.0 29	20 29
9	SCHWALL Tommy	USA	87.3 6	81.0 46	20 18	86.8 9	80.0 54	19 54	86.9 15	80.5 56	20 56
10	LYSKOVEC Andrej	BLR	86.8 27	74.5 55	20 26	86.2 45	79.0 56	19 56	86.5 39	82.0 48	20 48
11	DORAN Brendan	USA	87.2 9	80.0 47	20 19	86.6 21	77.5 60	19 60	86.5 39	78.5 59	20 59
12	DURAND Florentin	FRA									
13	BELOV Alexander	RUS	86.5 44	77.5 53	20 24	86.4 33	82.0 47	19 47	86.7 30	81.0 51	20 51
14	GAIDUK Pawel	KAZ	87.6 2	71.5 56	20 27	86.7 16	82.0 47	19 47	86.9 15	81.0 51	20 51
15	ZHARKOV Georgi	BUL				85.5 61	57.0 62	19 62	85.4 62	63.0 62	20 62
16	TSAKADZE Kakhaber	GEO	86.6 38	68.0 57	20 28	86.5 26	73.0 61	19 61	86.9 15	75.5 61	20 61
17	PEDERSEN Glynn	GBR				86.7 16	81.5 50	19 50	86.9 15	79.5 58	20 58
18	KIM Hyun Ki	KOR	86.7 32	67.0 58	20 29	86.3 40	82.5 42	19 42	86.5 39	82.5 47	20 47
19	JURIS Jaan	EST	86.5 44	79.0 49	20 21	86.5 26	80.5 52	19 52	86.2 57	80.0 57	20 57
20	GLYVKA Vladimir	UKR	86.6 38	79.0 49	20 21	86.0 52	79.0 56	19 56	86.4 49	81.0 51	20 51
21	KALINITSCHENKO Anton	RUS	87.1 12	78.5 51	20 23	86.5 26	82.5 42	19 42	86.8 26	86.0 36	20 36



RESULTS / RÉSULTATS

INDIVIDUAL K90 - OFFICIAL TRAINING 1
K90 INDIVIDUEL - 1er ENTRAÎNEMENT OFFICIEL

UTAH OLYMPIC PARK WED 6 FEB 2002 / MER 6 FEV 2002 START TIME / DEBUT 09:00 END TIME / FINI A 11:20

Bib	Name	NOC Code	1st Round			2nd Round			3rd Round		
			Speed [km/h] Rank	Distance [m] Rank	Gate Rank	Speed [km/h] Rank	Distance [m] Rank	Gate Rank	Speed [km/h] Rank	Distance [m] Rank	Gate Rank
22	POLUNIN Maxim	KAZ	87.1 12	82.0 44	20 16	86.4 33	85.0 33	19 33	86.6 34	87.5 26	20 26
23	SANTIAGO Remi	FRA									
24	SKUPIEN Wojciech	POL									
25	CHOI Heung Chul	KOR	86.8 27	88.5 17	20 4	86.0 52	84.0 37	19 37	86.3 53	87.5 26	20 26
26	KRUCZEK Lukasz	POL									
27	FILIMONOV Stanislav	KAZ	87.2 9	85.0 33	20 10	86.5 26	85.0 33	19 33	86.7 30	90.0 12	20 12
28	CHEDAL Emmanuel	FRA									
29	FREIHOLZ Sylvain	SUI	87.0 17	90.5 7	20 2	86.6 21	89.0 14	19 14	86.5 39	87.0 29	20 29
30	TAJNER Tomislaw	POL									
31	BYSTOEL Lars	NOR	86.4 49	87.5 24	20 7	86.3 40	87.5 21	19 21	86.3 53	87.5 26	20 26
32	MEDVED Igor	SLO	86.6 38	83.5 36	20 12	86.5 26	82.5 42	19 42	86.4 49	83.5 44	20 44
33	DOLEZAL Michal	CZE	87.4 4	88.0 21	20 6	86.8 9	83.0 40	19 40	86.9 15	87.0 29	20 29
34	POCHWALA Tomasz	POL									
35	MATEJA Robert	POL									
36	JONES Clint	USA	87.0 17	86.0 29	20 8	86.8 9	85.0 33	19 33	86.8 26	78.0 60	20 60
37	DESSUM Nicolas	FRA	86.7 32	88.5 17	20 4	86.3 40	86.5 27	19 27	86.5 39	89.0 17	20 17
38	BARDAL Anders	NOR	87.5 3	86.0 29	20 8	86.7 16	78.5 58	19 58	87.1 10	88.0 20	20 20
39	INGEBRIGTSEN Tommy	NOR	86.5 44	85.0 33	20 10	85.9 56	82.5 42	19 42	86.3 53	84.5 41	20 41
40	LJOEKELSOEY Roar	NOR	87.3 6	89.5 12	20 3	86.2 45	87.0 23	19 23	86.9 15	87.0 29	20 29
41	FATKULLIN Ildar	RUS	86.6 38	95.0 1	20 1	85.8 58	90.0 12	19 12	86.2 57	91.0 8	20 8
42	HARADA Masahiko	JPN	85.7 58	89.5 12	19 10	85.5 61	86.0 31	19 31	86.3 53	88.0 20	20 20
43	UHRMANN Michael	GER	86.2 55	86.5 28	19 21	86.1 51	92.0 1	19 1	86.5 39	88.0 20	20 20
44	KIURU Tami	FIN									
45	SPAETH Georg	GER	87.1 12	88.5 17	19 14	87.1 1	87.0 23	19 23	87.4 3	89.0 17	20 17
46	PETERKA Primož	SLO	86.6 38	88.0 21	19 16	86.4 33	87.0 23	19 23	86.7 30	86.5 35	20 35



RESULTS / RÉSULTATS

INDIVIDUAL K90 - OFFICIAL TRAINING 1
K90 INDIVIDUEL - 1er ENTRAÎNEMENT OFFICIEL

UTAH OLYMPIC PARK WED 6 FEB 2002 / MER 6 FEV 2002 START TIME / DEBUT 09:00 END TIME / FINI A 11:20

Bib	Name	NOC Code	1st Round			2nd Round			3rd Round		
			Speed [km/h] Rank	Distance [m] Rank	Gate Rank	Speed [km/h] Rank	Distance [m] Rank	Gate Rank	Speed [km/h] Rank	Distance [m] Rank	Gate Rank
47	FRAS Damjan	SLO	86.6 38	92.0 5	19 4	86.4 33	90.5 9	19 9	86.6 34	88.0 20	20 20
48	KUETTEL Andreas	SUI	86.3 51	89.5 12	19 10	86.0 52	88.5 17	19 17	86.0 60	88.5 19	20 19
49	JANDA Jakub	CZE	86.7 32	82.5 40	19 26	86.3 40	86.5 27	19 27	86.9 15	89.5 15	20 15
50	DUFFNER Christof	GER	87.0 17	90.5 7	19 6	86.5 26	89.0 14	19 14	87.2 6	92.5 5	20 5
51	NIEMINEN Toni	FIN	87.0 17	86.0 29	19 22	86.4 33	83.5 39	19 39	86.7 30	81.0 51	20 51
52	LOITZL Wolfgang	AUT	86.7 32	86.0 29	19 22	86.8 9	91.0 6	19 6	87.0 12	90.5 10	20 10
53	AHONEN Janne	FIN	87.3 6	93.0 4	19 3	87.1 1	92.0 1	19 1	87.4 3	95.5 1	20 1
54	KRANJEC Robert	SLO	86.8 27	88.5 17	19 14	86.6 21	88.0 18	19 18	86.9 15	91.0 8	20 8
55	YAMADA Hiroki	JPN	86.3 51	83.5 36	19 25	86.3 40	85.5 32	19 32	86.4 49	85.5 39	20 39
56	KASAI Noriaki	JPN									
57	ALBORN Alan	USA	86.7 32	87.0 26	19 19	86.5 26	91.0 6	19 6	86.8 26	90.0 12	20 12
58	LINDSTROEM Veli-Matti	FIN	87.4 4	89.0 15	19 12	87.1 1	88.0 18	19 18	87.5 2	88.0 20	20 20
59	KOBELEV Valery	RUS	85.8 57	82.5 40	19 26	85.8 58	84.0 37	19 37	86.1 59	81.0 51	20 51
60	MIYAHIRA Hideharu	JPN	86.3 51	78.0 52	19 29	85.9 56	84.5 36	19 36	86.4 49	83.5 44	20 44
61	CECON Roberto	ITA	87.1 12	87.5 24	19 18	86.8 9	90.5 9	19 9	86.8 26	87.0 29	20 29
62	ZONTA Peter	SLO	86.4 49	82.5 40	19 26	86.2 45	86.5 27	19 27	86.6 34	88.0 20	20 20
63	GOLDBERGER Andreas	AUT	86.8 27	90.0 9	19 7	86.6 21	89.5 13	19 13	86.5 39	84.5 41	20 41
64	FUNAKI Kazuyoshi	JPN	86.5 44	85.0 33	19 24	86.4 33	87.0 23	19 23	86.9 15	89.5 15	20 15
65	JUSSILAINEN Risto	FIN	86.9 24	89.0 15	19 12	86.8 9	87.5 21	19 21	87.0 12	90.5 10	20 10
66	HORNGACHER Stefan	AUT	86.9 24	90.0 9	19 7	86.8 9	92.0 1	19 1	87.1 10	92.0 7	20 7
67	AMMANN Simon	SUI	86.5 44	94.0 2	19 1	86.4 33	90.5 9	19 9	86.9 15	93.5 4	20 4
68	HOCKE Stephan	GER	86.1 56	90.0 9	19 7	86.2 45	86.5 27	19 27	86.5 39	86.0 36	20 36
69	KOCH Martin	AUT	87.0 17	93.5 3	19 2	86.9 6	92.0 1	19 1	87.2 6	94.0 2	20 2
70	SCHMITT Martin	GER									
71	HOELLWARTH Martin	AUT	86.3 51	87.0 26	19 19	86.0 52	88.0 18	19 18	86.6 34	92.5 5	20 5



RESULTS / RÉSULTATS

INDIVIDUAL K90 - OFFICIAL TRAINING 1
K90 INDIVIDUEL - 1er ENTRAÎNEMENT OFFICIEL

UTAH OLYMPIC PARK WED 6 FEB 2002 / MER 6 FEV 2002 START TIME / DEBUT 09:00 END TIME / FINI A 11:20

Bib	Name	NOC Code	1st Round			2nd Round			3rd Round		
			Speed [km/h]	Distance [m]	Gate	Speed [km/h]	Distance [m]	Gate	Speed [km/h]	Distance [m]	Gate
			Rank	Rank	Rank	Rank	Rank	Rank	Rank	Rank	Rank
72	HAUTAMAEMI Matti	FIN	86.9 24	88.0 21	19 16	86.9 6	91.0 6	19 6	87.2 6	90.0 12	20 12
73	WIDHOELZL Andreas	AUT	87.1 12	91.0 6	19 5	86.9 6	91.5 5	19 5	87.6 1	94.0 2	20 2
74	HANNAWALD Sven	GER									
75	MALYSZ Adam	POL									

Weather Information									
	Time	Weather	Temp.[°C]		Humid. [%]	Wind[m/s]			
			Air	Snow		Min.	Max.	Avg.	
1st Round	09:00 - 09:43	Clear	-9.0	-17.0	52	0.1	1.3	0.6	
2nd Round	09:55 - 10:30	Clear	-4.0	-18.0	50	0.1	1.1	0.4	
3rd Round	10:44 - 11:20	Clear	-6.0	-17.8	55	0.1	0.9	0.4	

Statistics											
	Gate	Falls	Distance[m]			Speed[km/h]			Jumpers / NOCs		
			Min.	Max.	Avg.	Min.	Max.	Avg.	In Starting List	Started	With Results
1st Round	19	0	78.0	94.0	87.8	85.7	87.4	86.6	76/22	59/18	59/18
	20	0	64.5	95.0	81.4	85.7	87.7	86.9			
2nd Round	19	0	57.0	92.0	84.9	85.5	87.1	86.4	76/22	62/21	62/21
3rd Round	20	0	63.0	95.5	85.9	85.4	87.6	86.7	76/22	62/21	62/21

NOTE

Bolded Line in Gate column:

A bolded line at the "Gate" column indicates a change in gate assignment at this point. The presentation of rankings is calculated only within results achieved from the same gate.

Legend			
NOC	National Olympic Committee	Min.	Minimum
Max.	Maximum	Avg.	Average
Assistant TD	Assistant Technical Delegate	Assistant RD	Assistant Race Director
Temp.	Temperature	Humid.	Humidity



RESULTS / RÉSULTATS

INDIVIDUAL K90 - OFFICIAL TRAINING 2
K90 INDIVIDUEL - 2e ENTRAÎNEMENT OFFICIEL

UTAH OLYMPIC PARK THU 7 FEB 2002 / JEU 7 FEV 2002 START TIME / DEBUT 12:30 END TIME / FINI A 15:00

Jury / Competition Management			Judges			Hill Data		
Race Director	HOFER Walter	FIS	A	AIGMUELLER Gert	AUT	K-Point:	90 m	
Technical Delegate	HYVAERINEN Pekka	FIN	B	FRELIH Janez	SLO	Meter Value:	2.0 Points/m	
Chief of Competition	ERICKSON William	USA	C	ASPHAUG Kolbjorn	NOR	Jury Distance:	101 m	
Assistant TD	GUGGEMOOS Toni	GER	D	LUNDE Randy	USA			
Assistant RD	TEPES Miran	FIS	E	KASAYA Yukio	JPN			

Bib	Name	NOC Code	1st Round			2nd Round			3rd Round		
			Speed [km/h] Rank	Distance [m] Rank	Gate Rank	Speed [km/h] Rank	Distance [m] Rank	Gate Rank	Speed [km/h] Rank	Distance [m] Rank	Gate Rank
76	CHVYKOV Dimitry	KGZ	86.9 2	88.5 25	17 2	85.5 53	83.5 46	14 46	85.8 40	82.5 46	14 46
1	SILAEV Alexei	RUS	86.7 4	81.0 58	17 6	85.5 53	74.0 66	14 66	85.9 36	76.0 59	14 59
2	WELCH Brian	USA	86.5 5	77.5 64	17 7	85.5 53	82.5 52	14 52	85.7 48	79.0 53	14 53
3	KOROBOV Alexander	KAZ	86.8 3	83.5 52	17 5	85.2 67	77.5 61	14 61	85.8 40	75.5 60	14 60
4	CHOI Yong Jik	KOR	86.5 5	84.5 47	17 4	85.4 62	85.5 36	14 36	85.8 40	84.0 41	14 41
5	MATURA Jan	CZE	86.5 5	87.5 31	17 3	85.7 43	83.0 48	14 48	85.3 64	78.0 55	14 55
6	STEINAUER Marco	SUI									
7	KANG Chil Gu	KOR	87.1 1	96.0 1	17 1	86.0 25	86.5 32	14 32	86.0 28	85.0 37	14 37
8	MAZUCH Jan	CZE	86.5 5	94.0 4	15 2	86.3 6	90.0 17	14 17	86.3 6	83.0 44	14 44
9	SCHWALL Tommy	USA	85.9 29	85.0 42	15 5	85.7 43	77.5 61	14 61	85.7 48	70.5 70	14 70
10	LYSKOVEC Andrej	BLR	85.8 34	85.0 42	15 5	85.6 51	80.0 58	14 58	85.7 48	75.5 60	14 60
11	DORAN Brendan	USA	86.4 10	82.0 56	15 9	86.1 17	81.5 56	14 56	86.1 19	79.5 52	14 52
12	DURAND Florentin	FRA									
13	BELOV Alexander	RUS	85.4 54	77.5 64	15 14	85.1 68	77.5 61	14 61	85.2 65	73.0 65	14 65
14	GAIDUK Pawel	KAZ	86.4 10	77.5 64	15 14	86.0 25	78.0 60	14 60	86.0 28	75.5 60	14 60
15	ZHARKOV Georgi	BUL	86.2 16	71.5 70	15 16	85.9 32	68.5 69	14 69	85.8 40	71.0 67	14 67
16	TSAKADZE Kakhaber	GEO	86.2 16	71.0 71	15 17	85.7 43	71.5 68	14 68	85.7 48	73.0 65	14 65
17	PEDERSEN Glynn	GBR	86.5 5	79.0 60	15 12	85.9 32	77.5 61	14 61	85.9 36	77.0 58	14 58
18	KIM Hyun Ki	KOR	86.0 22	81.5 57	15 10	86.2 13	82.0 54	14 54	86.0 28	88.0 18	14 18
19	JURIS Jaan	EST	85.9 29	81.0 58	15 11	85.7 43	72.0 67	14 67	85.5 56	75.0 64	14 64
20	GLYVKA Vladimir	UKR	85.1 65	78.5 62	15 13	85.1 68	66.0 70	14 70	85.2 65	71.0 67	14 67
21	KALINITSCHENKO Anton	RUS	85.3 60	82.5 55	15 8	85.4 62	75.5 65	14 65	85.5 56	71.0 67	14 67



RESULTS / RÉSULTATS

INDIVIDUAL K90 - OFFICIAL TRAINING 2
K90 INDIVIDUEL - 2e ENTRAÎNEMENT OFFICIEL

UTAH OLYMPIC PARK THU 7 FEB 2002 / JEU 7 FEV 2002 START TIME / DEBUT 12:30 END TIME / FINI A 15:00

Bib	Name	NOC Code	1st Round			2nd Round			3rd Round		
			Speed [km/h] Rank	Distance [m] Rank	Gate Rank	Speed [km/h] Rank	Distance [m] Rank	Gate Rank	Speed [km/h] Rank	Distance [m] Rank	Gate Rank
22	POLUNIN Maxim	KAZ	86.0 22	88.0 29	15 4	85.9 32	82.0 54	14 54	86.0 28	78.0 55	14 55
23	SANTIAGO Remi	FRA									
24	SKUPIEN Wojciech	POL	85.9 29	90.0 16	15 3	85.5 53	86.5 32	14 32	85.7 48	80.5 50	14 50
25	CHOI Heung Chul	KOR	85.7 37	96.0 1	15 1	85.4 62	88.5 21	14 21	85.5 56	79.0 53	14 53
26	KRUCZEK Lukasz	POL	86.4 10	84.5 47	15 7	86.0 25	84.0 42	14 42	86.0 28	77.5 57	14 57
27	FILIMONOV Stanislav	KAZ	85.5 49	87.5 31	14 14	85.5 53	87.5 26	14 26	85.5 56	82.0 47	14 47
28	CHEDAL Emmanuel	FRA									
29	FREIHOLZ Sylvain	SUI	85.7 37	87.5 31	14 14	85.5 53	90.0 17	14 17	85.8 40	85.5 34	14 34
30	TAJNER Tomislaw	POL	86.0 22	84.0 51	14 19	85.9 32	82.5 52	14 52	86.3 6	83.5 42	14 42
31	BYSTOEL Lars	NOR	85.7 37	86.0 36	14 17	85.7 43	87.0 29	14 29	85.6 54	86.5 30	14 30
32	MEDVED Igor	SLO	85.9 29	83.5 52	14 20	86.0 25	83.0 48	14 48	86.2 15	87.0 26	14 26
33	DOLEZAL Michal	CZE	85.6 45	73.0 69	14 23	85.5 53	65.0 71	14 71	85.6 54	80.5 50	14 50
34	POCHWALA Tomasz	POL	86.0 22	85.0 42	14 18	86.1 17	80.5 57	14 57	86.3 6	86.0 31	14 31
35	MATEJA Robert	POL	85.9 29	89.5 18	14 8	86.0 25	87.5 26	14 26	86.0 28	87.5 21	14 21
36	JONES Clint	USA	85.7 37	74.0 68	14 22	85.9 32	83.0 48	14 48	86.1 19	83.5 42	14 42
37	DESSUM Nicolas	FRA	85.7 37	90.5 15	14 7	85.9 32	86.0 35	14 35	86.0 28	88.5 16	14 16
38	BARDAL Anders	NOR	86.4 10	89.0 21	14 11	86.6 1	84.0 42	14 42	86.6 1	86.0 31	14 31
39	INGEBRIGTSEN Tommy	NOR	84.9 70	86.5 34	14 16	85.3 66	84.0 42	14 42	85.1 67	81.5 48	14 48
40	LJOEKELSOEY Roar	NOR	86.0 22	92.0 8	14 3	86.5 2	90.5 14	14 14		89.0 12	14 12
41	FATKULLIN Ildar	RUS	84.7 71	89.0 21	14 11	85.1 68	84.5 40	14 40	84.7 69	83.0 44	14 44
42	HARADA Masahiko	JPN	85.4 54	91.5 11	14 5	85.6 51	88.5 21	14 21	85.5 56	85.5 34	14 34
43	UHRMANN Michael	GER	86.1 20	95.5 3	14 1	86.2 13	90.5 14	14 14	86.2 15	89.5 11	14 11
44	KIURU Tami	FIN									
45	SPAETH Georg	GER	86.2 16	89.5 18	14 8	86.5 2	88.5 21	14 21	86.5 3	81.0 49	14 49
46	PETERKA Primož	SLO	86.3 14	91.0 13	14 6	86.4 4	88.5 21	14 21	86.6 1	90.5 7	14 7



RESULTS / RÉSULTATS

INDIVIDUAL K90 - OFFICIAL TRAINING 2
K90 INDIVIDUEL - 2e ENTRAÎNEMENT OFFICIEL

UTAH OLYMPIC PARK THU 7 FEB 2002 / JEU 7 FEV 2002 START TIME / DEBUT 12:30 END TIME / FINI A 15:00

Bib	Name	NOC Code	1st Round			2nd Round			3rd Round		
			Speed [km/h] Rank	Distance [m] Rank	Gate Rank	Speed [km/h] Rank	Distance [m] Rank	Gate Rank	Speed [km/h] Rank	Distance [m] Rank	Gate Rank
47	FRAS Damjan	SLO	86.1 20	89.5 18	14 8	86.2 13	90.5 14	14 14	86.3 6	87.5 21	14 21
48	KUETTEL Andreas	SUI	86.2 16	92.5 7	14 2	86.1 17	91.5 11	14 11	86.1 19	88.0 18	14 18
49	JANDA Jakub	CZE	85.4 54	79.0 60	14 21	85.1 68	83.0 48	14 48	85.0 68	75.5 60	14 60
50	DUFFNER Christof	GER	86.0 22	92.0 8	14 3	86.1 17	93.5 6	14 6	86.3 6	89.0 12	14 12
51	NIEMINEN Toni	FIN	86.3 14	88.5 25	14 13	86.3 6	87.5 26	14 26	86.3 6	85.0 37	14 37
52	LOITZL Wolfgang	AUT	85.6 45	89.0 21	13 7	86.3 6	91.5 11	14 11	86.3 6	86.0 31	14 31
53	AHONEN Janne	FIN	85.8 34	91.0 13	13 5	86.3 6	93.0 9	14 9	86.3 6	89.0 12	14 12
54	KRANJEC Robert	SLO	85.8 34	88.5 25	13 9	86.0 25	89.0 19	14 19	86.1 19	87.5 21	14 21
55	YAMADA Hiroki	JPN	85.4 54	84.5 47	13 20	86.0 25	83.5 46	14 46	85.9 36	84.5 40	14 40
56	KASAI Noriaki	JPN	85.1 65	85.0 42	13 18	85.5 53	85.0 37	14 37	85.5 56	87.5 21	14 21
57	ALBORN Alan	USA	85.4 54	85.5 38	13 14	85.7 43	88.5 21	14 21	85.5 56	87.5 21	14 21
58	LINDSTROEM Veli-Matti	FIN	85.7 37	83.0 54	13 22	86.3 6	84.0 42	14 42	86.4 5	88.0 18	14 18
59	KOBELEV Valery	RUS	85.7 37	88.5 25	13 9	86.1 17	86.5 32	14 32	86.2 15	92.5 2	14 2
60	MIYAHIRA Hideharu	JPN	85.0 69	78.0 63	13 23	85.7 43	78.5 59	14 59			
61	CECON Roberto	ITA	85.3 60	77.5 64	13 24	85.4 62	84.5 40	14 40	85.7 48	89.0 12	14 12
62	ZONTA Peter	SLO	85.6 45	85.5 38	13 14	86.1 17	85.0 37	14 37	86.1 19	90.0 10	14 10
63	GOLDBERGER Andreas	AUT	85.2 63	85.5 38	13 14	85.8 40	87.0 29	14 29	85.8 40	85.0 37	14 37
64	FUNAKI Kazuyoshi	JPN	85.4 54	84.5 47	13 20	85.9 32	87.0 29	14 29	86.1 19	90.5 7	14 7
65	JUSSILAINEN Risto	FIN	85.5 49	85.5 38	13 14	86.3 6	85.0 37	14 37	86.1 19	85.5 34	14 34
66	HORNGACHER Stefan	AUT	85.5 49	89.0 21	13 7	86.1 17	91.0 13	14 13	86.0 28	88.5 16	14 16
67	AMMANN Simon	SUI	85.3 60	90.0 16	13 6	85.9 32	94.5 4	14 4	86.1 19	91.0 6	14 6
68	HOCKE Stephan	GER	85.2 63	85.0 42	13 18	85.8 40	92.0 10	14 10	85.9 36	87.0 26	14 26
69	KOCH Martin	AUT	85.5 49	88.0 29	13 11	85.8 40	93.5 6	14 6	85.8 40	87.0 26	14 26
70	SCHMITT Martin	GER	85.6 45	91.5 11	13 4	86.2 13	96.0 3	14 3	86.2 15	90.5 7	14 7
71	HOELLWARTH Martin	AUT	85.1 65	86.5 34	13 12	85.7 43	89.0 19	14 19	85.8 40	87.0 26	14 26



RESULTS / RÉSULTATS

INDIVIDUAL K90 - OFFICIAL TRAINING 2
K90 INDIVIDUEL - 2e ENTRAÎNEMENT OFFICIEL

UTAH OLYMPIC PARK THU 7 FEB 2002 / JEU 7 FEV 2002 START TIME / DEBUT 12:30 END TIME / FINI A 15:00

Bib	Name	NOC Code	1st Round			2nd Round			3rd Round		
			Speed [km/h]	Distance [m]	Gate	Speed [km/h]	Distance [m]	Gate	Speed [km/h]	Distance [m]	Gate
			Rank	Rank	Rank	Rank	Rank	Rank	Rank	Rank	Rank
72	HAUTAMAEMI Matti	FIN	85.7 37	92.0 8	13 3	86.1 17	94.0 5	14 5	86.1 19	92.0 4	14 4
73	WIDHOELZL Andreas	AUT	85.5 49	86.0 36	13 13	86.3 6	93.5 6	14 6	86.5 3	91.5 5	14 5
74	HANNAWALD Sven	GER	86.0 22	94.0 4	13 1	86.4 4	98.5 1	14 1	86.3 6	93.5 1	14 1
75	MALYSZ Adam	POL	85.1 65	93.0 6	13 2	85.5 53	97.5 2	14 2	85.4 63	92.5 2	14 2

Weather Information									
	Time	Weather	Temp.[°C]		Humid. [%]	Wind[m/s]			
			Air	Snow		Min.	Max.	Avg.	
1st Round	12:30 - 13:13	Partly Cloudy	1.0	-9.0	31	0.1	2.6	0.6	
2nd Round	13:26 - 14:06	Partly Cloudy	1.0	-8.0	28	0.1	1.2	0.6	
3rd Round	14:18 - 15:00	Clear	-1.0	-10.0	42	0.2	1.7	0.8	

Statistics											
	Gate	Falls	Distance[m]			Speed[km/h]			Jumpers / NOCs		
			Min.	Max.	Avg.	Min.	Max.	Avg.	In Starting List	Started	With Results
1st Round	13	0	77.5	94.0	86.9	85.0	86.0	85.4	76/22	71/22	71/22
	14	0	73.0	95.5	87.2	84.7	86.4	85.8			
	15	0	71.0	96.0	82.6	85.1	86.5	85.9			
	17	0	77.5	96.0	85.5	86.5	87.1	86.7			
2nd Round	14	0	65.0	98.5	85.0	85.1	86.6	85.8	76/22	71/22	71/22
3rd Round	14	0	70.5	93.5	83.7	84.7	86.6	85.8	76/22	70/22	70/22

NOTE

Bolded Line in Gate column:

A bolded line at the "Gate" column indicates a change in gate assignment at this point. The presentation of rankings is calculated only within results achieved from the same gate.

Legend			
NOC	National Olympic Committee	Min.	Minimum
Max.	Maximum	Avg.	Average
Assistant TD	Assistant Technical Delegate	Assistant RD	Assistant Race Director
Temp.	Temperature	Humid.	Humidity



RESULTS / RÉSULTATS

INDIVIDUAL K90 - QUALIFICATION
K90 INDIVIDUEL - QUALIFICATIONS

UTAH OLYMPIC PARK SUN 10 FEB 2002 / DIM 10 FEV 2002 START TIME / DEBUT 08:15 END TIME / FINI A 09:00

Jury / Competition Management			Judges			Hill Data		
Race Director	HOFER Walter	FIS	A	AIGMUELLER Gert	AUT	K-Point:	90 m	
Technical Delegate	HYVAERINEN Pekka	FIN	B	FRELIH Janez	SLO	Meter Value:	2.0 Points/m	
Chief of Competition	ERICKSON William	USA	C	ASPHAUG Kolbjørn	NOR	Jury Distance:	101 m	
Assistant TD	GUGGEMOOS Toni	GER	D	LUNDE Randy	USA			
Assistant RD	TEPES Miran	FIS	E	KASAYA Yukio	JPN			

Rank	Bib	Name	NOC Code	Speed [km/h]	Distance [m]	Distance Points	Judges Marks					Judges Points	Gate	Points
							A	B	C	D	E			
1	42	AHONEN Janne	FIN	85.6	94.0	68.0	19.0	19.0	18.5	19.0	19.5	57.0	13	125.0
2	43	KRANJEC Robert	SLO	85.6	93.5	67.0	18.5	18.5	17.5	18.0	18.5	55.0	13	122.0
2	36	PETERKA Primoz	SLO	86.0	93.0	66.0	19.0	19.0	18.5	18.5	18.5	56.0	13	122.0
4	41	NIEMINEN Toni	FIN	85.6	91.5	63.0	19.0	18.5	18.5	18.5	19.0	56.0	13	119.0
5	48	KOBELEV Valery	RUS	85.6	92.0	64.0	18.0	18.0	18.0	18.0	18.0	54.0	13	118.0
5	35	UHRMANN Michael	GER	85.6	92.0	64.0	18.0	18.0	17.5	18.0	18.0	54.0	13	118.0
7	40	DUFFNER Christof	GER	85.7	91.5	63.0	18.5	18.0	18.0	18.5	18.0	54.5	13	117.5
7	29	DESSUM Nicolas	FRA	85.5	91.5	63.0	18.5	18.5	17.5	17.5	18.5	54.5	13	117.5
9	30	BARDAL Anders	NOR	86.3	91.0	62.0	18.5	18.0	18.0	17.5	18.0	54.0	13	116.0
10	27	MATEJA Robert	POL	85.6	90.0	60.0	18.5	18.5	18.0	18.5	19.0	55.5	13	115.5
11	46	ALBORN Alan	USA	85.2	90.0	60.0	19.0	18.5	18.0	18.0	18.0	54.5	13	114.5
11	34	HARADA Masahiko	JPN	85.0	90.5	61.0	18.0	17.5	17.5	18.0	18.5	53.5	13	114.5
13	47	LINDSTROEM Veli-Matti	FIN	85.8	90.0	60.0	18.0	18.0	18.0	17.5	18.0	54.0	13	114.0
13	38	KUETTEL Andreas	SUI	85.6	90.5	61.0	17.5	17.5	17.5	18.0	18.0	53.0	13	114.0
15	23	FREIHOLZ Sylvain	SUI	85.4	89.0	58.0	18.0	18.0	18.0	17.5	18.0	54.0	13	112.0
16	22	FILIMONOV Stanislav	KAZ	85.6	89.0	58.0	18.0	17.5	17.5	18.0	18.0	53.5	13	111.5
17	5	CHOI Yong Jik	KOR	85.2	88.0	56.0	18.5	18.0	18.0	18.5	18.5	55.0	13	111.0
18	31	INGEBRIGTSEN Tommy	NOR	84.9	89.0	58.0	17.0	17.5	17.5	17.5	17.5	52.5	13	110.5
19	8	MAZUCH Jan	CZE	85.8	88.5	57.0	18.0	17.5	17.5	18.0	17.5	53.0	13	110.0
20	24	BYSTOEL Lars	NOR	85.3	88.0	56.0	18.0	18.0	17.5	17.5	18.0	53.5	13	109.5
21	32	LJOEKELSOEY Roar	NOR	85.8	87.5	55.0	18.0	18.5	18.0	18.0	18.0	54.0	13	109.0
22	26	POCHWALA Tomasz	POL	85.6	88.0	56.0	17.5	17.5	17.5	17.5	17.5	52.5	13	108.5
23	37	FRAS Damjan	SLO	85.6	87.5	55.0	18.0	18.0	17.5	17.5	17.5	53.0	13	108.0
24	14	POLUNIN Maxim	KAZ	85.4	87.0	54.0	17.5	17.5	17.5	17.5	18.0	52.5	13	106.5
24	13	KIM Hyun Ki	KOR	85.3	86.5	53.0	18.0	18.0	18.0	17.5	17.5	53.5	13	106.5
26	21	CHOI Heung Chul	KOR	85.2	86.5	53.0	18.0	17.5	17.0	17.5	17.5	52.5	13	105.5
27	6	CHVYKOV Dmitry	KGZ	85.0	86.5	53.0	17.0	17.0	17.0	17.5	17.0	51.0	13	104.0
28	44	YAMADA Hiroki	JPN	85.4	84.5	49.0	18.0	18.0	18.0	17.0	18.0	54.0	13	103.0
29	45	KASAI Noriaki	JPN	84.9	85.0	50.0	17.5	16.5	17.5	16.5	17.5	51.5	13	101.5
29	19	KANG Chil Gu	KOR	85.4	84.5	49.0	17.5	18.0	17.5	17.5	17.5	52.5	13	101.5
31	20	SKUPIEN Wojciech	POL	85.1	83.0	46.0	16.0	17.0	17.0	17.0	17.0	51.0	13	97.0
32	3	MATURA Jan	CZE	85.0	81.5	43.0	17.5	17.5	17.5	17.5	17.5	52.5	13	95.5
33	10	LYSKOVEC Andrej	BLR	85.3	81.5	43.0	17.5	17.0	16.5	17.5	17.5	52.0	13	95.0
34	39	JANDA Jakub	CZE	84.9	80.5	41.0	17.5	18.0	17.0	17.0	17.0	51.5	13	92.5
35	7	GAIDUK Pawel	KAZ	85.8	80.5	41.0	17.5	17.0	17.0	17.0	17.0	51.0	13	92.0
36	25	DOLEZAL Michal	CZE	85.0	81.0	42.0	16.5	16.5	16.5	16.0	17.0	49.5	13	91.5
36	1	DORAN Brendan	USA	85.7	80.0	40.0	17.5	16.5	17.0	17.0	17.5	51.5	13	91.5
38	4	KOROBOV Alexander	KAZ	84.8	80.5	41.0	16.5	17.0	16.5	16.5	16.5	49.5	13	90.5

Not Qualified														
39	28	JONES Clint	USA	85.3	80.0	40.0	16.0	17.0	16.5	16.5	16.5	49.5	13	89.5
39	16	WELCH Brian	USA	85.0	80.0	40.0	16.5	16.5	16.0	16.5	16.5	49.5	13	89.5
41	33	FATKULLIN Ildar	RUS	85.1	79.5	39.0	16.5	16.5	17.0	17.0	16.5	50.0	13	89.0
42	2	BELOV Alexander	RUS	85.1	79.0	38.0	17.0	16.5	16.5	17.0	17.0	50.5	13	88.5
43	15	PEDERSEN Glynn	GBR	85.4	78.5	37.0	17.5	17.0	17.0	16.5	17.0	51.0	13	88.0



RESULTS / RÉSULTATS

INDIVIDUAL K90 - QUALIFICATION
K90 INDIVIDUEL - QUALIFICATIONS



UTAH OLYMPIC PARK SUN 10 FEB 2002 / DIM 10 FEV 2002 START TIME / DEBUT 08:15 END TIME / FINI A 09:00

Rank	Bib	Name	NOC Code	Speed [km/h]	Distance [m]	Distance Points	Judges Marks					Judges Points	Gate	Points
							A	B	C	D	E			
44	18	JURIS Jaan	EST	85.1	75.0	30.0	16.0	17.0	15.0	16.5	16.5	49.0	13	79.0
45	11	ZHARKOV Georgi	BUL	85.4	73.5	27.0	16.5	16.5	16.0	16.5	17.0	49.5	13	76.5
46	17	TSAKADZE Kakhaber	GEO	85.0	73.0	26.0	16.5	16.0	15.5	16.5	16.5	49.0	13	75.0
47	9	GLYVKA Vladimir	UKR	84.5	73.5	27.0	15.0	15.5	14.0	15.0	15.0	45.0	13	72.0
48	12	SILAEV Alexei	RUS	85.3	74.0	28.0	9.0	9.5	9.0	10.0	9.5	28.0	13	56.0

Prequalified														
1	59	HANNAWALD Sven	GER	85.5	97.5	75.0	19.5	19.0	19.0	19.5	19.5	58.0	12	133.0
2	53	AMMANN Simon	SUI	85.3	97.5	75.0	19.0	19.0	19.0	18.5	19.0	57.0	13	132.0
3	60	MALYSZ Adam	POL	84.7	98.5	77.0	17.0	17.0	16.5	17.0	17.0	51.0	12	128.0
4	51	FUNAKI Kazuyoshi	JPN	85.4	94.0	68.0	19.0	19.0	18.0	18.5	19.5	56.5	13	124.5
5	57	HAUTAMAEGI Matti	FIN	85.2	91.5	63.0	18.5	18.0	18.5	18.5	18.5	55.5	12	118.5
6	58	WIDHOELZL Andreas	AUT	85.5	91.5	63.0	19.0	18.0	18.5	18.0	18.5	55.0	12	118.0
7	55	SCHMITT Martin	GER	85.4	91.0	62.0	18.5	19.0	18.5	18.5	18.0	55.5	12	117.5
8	50	ZONTA Peter	SLO	85.8	91.5	63.0	18.0	18.0	17.5	17.5	18.0	53.5	13	116.5
9	54	KOCH Martin	AUT	85.6	90.5	61.0	18.0	18.0	17.5	18.0	17.5	53.5	13	114.5
10	56	HOELLWARTH Martin	AUT	85.1	89.0	58.0	18.5	18.0	18.5	18.0	18.0	54.5	12	112.5
11	49	CECON Roberto	ITA	85.0	88.0	56.0	16.0	16.0	15.5	16.0	15.0	47.5	13	103.5
12	52	HORNGACHER Stefan	AUT	85.6	86.5	53.0	16.5	16.5	16.0	16.0	16.5	49.0	13	102.0

Weather Information									
	Time	Weather	Temp.[°C]		Humid. [%]	Wind[m/s]			
			Air	Snow		Min.	Max.	Avg.	
Qualification	08:15 - 09:00	Clear	-11.0	-17.0	69	0.2	1.0	0.6	

Statistics											
	Gate	Falls	Distance[m]			Speed[km/h]			Jumpers / NOCs		
			Min.	Max.	Avg.	Min.	Max.	Avg.	In Starting List	Started	With Results
Qualification	12	0	89.0	98.5	93.1	84.7	85.5	85.2	60/22	60/22	60/22
	13	1	73.0	97.5	85.8	84.5	86.3	85.3			

Technical Delegate:  HYVAERINEN Pekka (FIN)	Chief of Competition:  ERICKSON William (USA)
---	--

NOTE
How point scores are calculated: An athlete is awarded 60 points for jumping the K-point distance. For every meter more or less than the K-point, a competitor has 2.0 points added or subtracted from his total. In addition, competitors are awarded points for style (for flight and landing) up to a maximum of 20 per judge. Five judges score each jump, with the highest and lowest scores disregarded and the scores of the other three aggregated and added to the competitor's points for distance.

Legend			
NOC	National Olympic Committee	Min.	Minimum
Max.	Maximum	Avg.	Average
Assistant TD	Assistant Technical Delegate	Assistant RD	Assistant Race Director
Temp.	Temperature	Humid.	Humidity



RESULTS / RÉSULTATS

INDIVIDUAL K90 - FINAL ROUND
K90 INDIVIDUEL - MANCHE FINALE

UTAH OLYMPIC PARK SUN 10 FEB 2002 / DIM 10 FEV 2002 START TIME / DEBUT 09:30 END TIME / FINI A 11:21

Jury / Competition Management				Judges				Hill Data		
Race Director	HOFER Walter	FIS	A	AIGMUELLER Gert	AUT	K-Point:		90 m		
Technical Delegate	HYVAERINEN Pekka	FIN	B	FRELIH Janez	SLO	Meter Value:		2.0 Points/m		
Chief of Competition	ERICKSON William	USA	C	ASPHAUG Kolbjørn	NOR	Jury Distance:		101 m		
Assistant TD	GUGGEMOOS Toni	GER	D	LUNDE Randy	USA					
Assistant RD	TEPES Miran	FIS	E	KASAYA Yukio	JPN					

Rank	Bib	Name	NOC Code	Speed [km/h]	Distance [m]	Distance Points	Judges Marks					Judges Points	Round Total	Round Rank	Total
							A	B	C	D	E				
1	53	AMMANN Simon	SUI	84.8	98.0	76.0	19.0	19.0	19.0	19.5	19.5	57.5	133.5	1	269.0
				84.9	98.5	77.0	19.5	19.5	19.0	19.5	19.5	58.5	135.5	2	
2	59	HANNAWALD Sven	GER	85.5	97.0	74.0	19.5	19.0	19.0	19.0	19.0	57.0	131.0	2	267.5
				85.5	99.0	78.0	19.5	19.0	19.5	19.5	19.5	58.5	136.5	1	
3	60	MALYSZ Adam	POL	84.5	98.5	77.0	18.0	17.5	17.0	16.5	18.0	52.5	129.5	3	263.0
				84.5	98.0	76.0	19.0	19.0	19.0	20.0	19.5	57.5	133.5	3	
4	42	AHONEN Janne	FIN	85.4	95.5	71.0	19.0	18.5	19.0	19.0	19.0	57.0	128.0	4	261.5
				85.5	98.0	76.0	19.5	19.0	19.0	20.0	19.0	57.5	133.5	3	
5	47	LINDSTROEM Veli-Matti	FIN	85.5	95.0	70.0	18.5	19.0	19.0	18.5	19.0	56.5	126.5	5	253.0
				85.6	95.5	71.0	18.5	18.5	18.5	18.5	18.5	55.5	126.5	7	
6	57	HAUTAMAEMI Matti	FIN	85.5	93.0	66.0	18.5	18.0	18.5	18.5	19.0	55.5	121.5	7	252.5
				85.6	97.0	74.0	19.0	19.0	19.0	19.0	19.0	57.0	131.0	5	
7	55	SCHMITT Martin	GER	85.4	94.5	69.0	18.5	18.5	19.0	19.0	19.0	56.5	125.5	6	250.0
				85.5	94.5	69.0	18.5	18.5	18.5	19.0	18.5	55.5	124.5	9	
8	35	UHRMANN Michael	GER	85.1	92.0	64.0	18.0	18.5	18.0	18.0	18.0	54.0	118.0	12	245.0
				85.4	95.5	71.0	19.0	19.0	18.0	19.0	18.0	56.0	127.0	6	
9	51	FUNAKI Kazuyoshi	JPN	85.0	92.0	64.0	18.5	18.5	18.5	18.5	19.5	55.5	119.5	10	243.0
				85.0	94.5	69.0	18.0	17.5	18.0	18.5	19.0	54.5	123.5	10	
10	36	PETERKA Primoz	SLO	85.6	92.5	65.0	19.0	19.0	18.5	19.0	18.5	56.5	121.5	7	240.5
				85.7	91.5	63.0	18.5	19.0	18.5	19.0	18.0	56.0	119.0	13	
11	52	HORNGACHER Stefan	AUT	85.3	91.5	63.0	18.0	18.0	18.5	18.0	18.5	54.5	117.5	14	240.0
				85.2	93.5	67.0	19.0	18.0	18.5	18.5	18.5	55.5	122.5	11	
11	46	ALBORN Alan	USA	85.1	91.0	62.0	18.5	19.5	18.5	19.0	18.5	56.0	118.0	12	240.0
				84.9	93.0	66.0	19.0	18.5	18.5	19.0	18.5	56.0	122.0	12	
13	50	ZONTA Peter	SLO	85.2	90.0	60.0	18.0	18.0	17.5	18.0	18.0	54.0	114.0	24	239.5
				85.3	95.0	70.0	19.0	18.5	18.5	18.0	18.5	55.5	125.5	8	
14	54	KOCH Martin	AUT	85.2	92.5	65.0	18.5	18.5	18.0	18.5	19.0	55.5	120.5	9	237.0
				85.0	91.0	62.0	18.5	18.0	18.5	18.0	18.0	54.5	116.5	19	
15	43	KRANJEC Robert	SLO	85.1	91.5	63.0	18.5	18.0	18.0	18.5	18.0	54.5	117.5	14	236.0
				85.2	92.5	65.0	18.0	18.5	17.5	18.0	17.0	53.5	118.5	14	
16	41	NIEMINEN Toni	FIN	85.2	91.5	63.0	18.0	18.0	18.0	18.0	18.5	54.0	117.0	18	235.5
				85.2	91.5	63.0	18.5	18.0	18.5	18.5	18.5	55.5	118.5	14	
17	40	DUFFNER Christof	GER	85.2	91.5	63.0	18.0	18.5	17.5	18.5	18.0	54.5	117.5	14	235.0
				85.3	92.0	64.0	17.5	18.0	17.5	18.0	18.5	53.5	117.5	16	
18	32	LJOEKELSOEY Roar	NOR	85.5	91.5	63.0	19.0	18.5	18.5	19.0	18.0	56.0	119.0	11	233.5
				85.4	90.0	60.0	18.5	18.0	18.0	18.5	18.0	54.5	114.5	24	
19	49	CECON Roberto	ITA	84.8	91.0	62.0	18.5	18.0	18.0	18.5	18.5	55.0	117.0	18	233.0
				84.9	91.5	63.0	18.0	17.5	17.5	18.0	17.5	53.0	116.0	20	
20	34	HARADA Masahiko	JPN	84.5	91.0	62.0	18.5	18.0	18.5	18.5	19.0	55.5	117.5	14	232.0
				84.6	89.5	59.0	18.5	18.0	18.5	19.0	18.5	55.5	114.5	24	
20	31	INGEBRIGTSEN Tommy	NOR	84.5	91.5	63.0	18.0	17.5	18.0	18.0	17.5	53.5	116.5	20	232.0
				84.4	91.0	62.0	17.5	18.0	17.5	18.0	18.0	53.5	115.5	21	
22	38	KUETTEL Andreas	SUI	85.2	90.0	60.0	18.5	18.0	18.0	18.0	18.0	54.0	114.0	24	231.5
				85.3	91.0	62.0	18.5	18.0	18.5	18.5	18.5	55.5	117.5	16	
22	29	DESSUM Nicolas	FRA	85.1	90.0	60.0	18.0	18.5	18.0	18.0	18.0	54.0	114.0	24	231.5
				85.0	91.5	63.0	18.5	18.5	18.0	18.0	18.0	54.5	117.5	16	



RESULTS / RÉSULTATS

INDIVIDUAL K90 - FINAL ROUND
K90 INDIVIDUEL - MANCHE FINALE

UTAH OLYMPIC PARK SUN 10 FEB 2002 / DIM 10 FEV 2002 START TIME / DEBUT 09:30 END TIME / FINI A 11:21

Rank	Bib	Name	NOC Code	Speed [km/h]	Distance [m]	Distance Points	Judges Marks					Judges Points	Round Total	Round Rank	Total
							A	B	C	D	E				
24	58	WIDHOELZL Andreas	AUT	85.6	90.5	61.0	18.0	18.0	18.0	18.0	18.0	54.0	115.0	22	230.5
				85.6	90.5	61.0	19.0	18.0	18.5	18.0	18.0	54.5	115.5	21	
25	56	HOELLWARTH Martin	AUT	85.1	90.0	60.0	19.0	18.0	19.0	18.0	18.0	55.0	115.0	22	228.0
				85.1	89.0	58.0	18.5	18.0	18.5	18.5	18.0	55.0	113.0	28	
25	23	FREIHZOLZ Sylvain	SUI	84.8	89.0	58.0	18.5	18.5	18.0	18.5	18.0	55.0	113.0	27	228.0
				84.9	91.0	62.0	18.0	17.5	18.0	17.5	17.5	53.0	115.0	23	
27	30	BARDAL Anders	NOR	85.8	91.0	62.0	18.5	18.5	18.0	18.0	18.0	54.5	116.5	20	227.0
				85.7	89.0	58.0	18.0	17.5	17.5	17.0	17.5	52.5	110.5	29	
28	37	FRAS Damjan	SLO	85.3	88.5	57.0	18.0	18.0	17.5	18.0	17.5	53.5	110.5	30	225.0
				85.3	90.5	61.0	18.0	18.0	17.5	18.0	17.5	53.5	114.5	24	
29	48	KOBELV Valery	RUS	85.4	88.5	57.0	18.0	18.0	18.0	18.0	18.0	54.0	111.0	29	224.5
				85.4	90.0	60.0	18.0	18.0	18.0	17.5	17.5	53.5	113.5	27	
30	21	CHOI Heung Chul	KOR	84.6	87.5	55.0	18.5	17.5	18.5	18.5	18.5	55.5	110.5	30	216.0
				84.4	86.5	53.0	18.5	17.0	17.5	17.5	17.5	52.5	105.5	30	
31	24	BYSTOEL Lars	NOR	85.0	88.5	57.0	18.0	17.5	17.5	18.0	18.0	53.5	110.5	30	215.0
				85.1	86.5	53.0	17.5	17.0	17.0	17.5	17.0	51.5	104.5	31	
32	22	FILIMONOV Stanislav	KAZ	85.1	89.0	58.0	18.0	18.0	17.5	17.5	18.0	53.5	111.5	28	209.5
				85.0	83.5	47.0	17.0	17.0	17.0	16.5	17.0	51.0	98.0	32	
33	44	YAMADA Hiroki	JPN	84.7	88.0	56.0	18.0	17.5	18.0	17.5	18.0	53.5	109.5	33	109.5
34	5	CHOI Yong Jik	KOR	85.0	87.5	55.0	18.0	17.5	18.0	18.0	18.0	54.0	109.0	34	109.0
35	8	MAZUCH Jan	CZE	85.4	88.0	56.0	17.5	17.5	17.5	17.5	17.5	52.5	108.5	35	108.5
36	13	KIM Hyun Ki	KOR	84.9	86.5	53.0	17.5	18.0	18.0	17.5	17.5	53.0	106.0	36	106.0
37	27	MATEJA Robert	POL	85.2	85.5	51.0	17.5	18.5	17.5	18.5	17.5	53.5	104.5	37	104.5
38	14	POLUNIN Maxim	KAZ	85.0	85.5	51.0	17.5	17.5	17.5	17.5	17.5	52.5	103.5	38	103.5
39	39	JANDA Jakub	CZE	85.0	86.0	52.0	17.5	17.0	17.0	17.0	17.0	51.0	103.0	39	103.0
40	26	POCHWALA Tomasz	POL	85.3	85.0	50.0	18.0	17.5	17.0	17.5	17.0	52.0	102.0	40	102.0
41	6	CHVYKOV Dmitry	KGZ	84.7	85.0	50.0	17.5	16.5	17.0	17.5	17.0	51.5	101.5	41	101.5
42	20	SKUPIEN Wojciech	POL	84.7	83.5	47.0	17.0	17.0	17.0	17.0	17.0	51.0	98.0	42	98.0
42	10	LYSKOVEC Andrej	BLR	84.8	83.5	47.0	17.0	17.0	16.5	17.5	17.0	51.0	98.0	42	98.0
44	7	GAIDUK Pawel	KAZ	85.4	82.5	45.0	17.0	17.5	17.0	17.0	17.5	51.5	96.5	44	96.5
44	1	DORAN Brendan	USA	85.1	82.5	45.0	17.0	17.5	17.0	17.0	17.5	51.5	96.5	44	96.5
46	19	KANG Chil Gu	KOR	85.1	82.0	44.0	17.5	17.5	17.0	17.5	16.5	52.0	96.0	46	96.0
47	3	MATURA Jan	CZE	84.3	79.5	39.0	17.5	17.0	17.5	17.5	17.5	52.5	91.5	47	91.5
48	4	KOROBOV Alexander	KAZ	84.3	78.0	36.0	16.5	16.5	16.5	16.5	16.5	49.5	85.5	48	85.5
49	45	KASAI Noriaki	JPN	84.6	85.0	50.0	11.0	10.5	11.0	11.5	11.0	33.0	83.0	49	83.0



RESULTS / RÉSULTATS



INDIVIDUAL K90 - FINAL ROUND
K90 INDIVIDUEL - MANCHE FINALE

UTAH OLYMPIC PARK SUN 10 FEB 2002 / DIM 10 FEV 2002 START TIME / DEBUT 09:30 END TIME / FINI A 11:21

Rank	Bib	Name	NOC Code	Speed [km/h]	Distance [m]	Distance Points	Judges Marks					Judges Points	Round Total	Round Rank	Total
							A	B	C	D	E				
50	25	DOLEZAL Michal	CZE	84.7	77.0	34.0	16.0	17.0	16.0	16.5	16.0	48.5	82.5	50	82.5

Weather Information									
	Time	Weather	Temp.[°C]		Humid. [%]	Wind[m/s]			
			Air	Snow		Min.	Max.	Avg.	
1st Round	09:30 - 10:18	Clear	-12.0	-11.0	81	0.1	0.7	0.4	
Final Round	10:50 - 11:21	Clear	-9.4	-17.0	74	0.1	0.6	0.3	

Statistics											
	Gate	Falls	Distance[m]			Speed[km/h]			Jumpers / NOCs		
			Min.	Max.	Avg.	Min.	Max.	Avg.	In Starting List	Started	With Results
1st Round	12	1	77.0	98.5	88.9	84.3	85.8	85.0	50/17	50/17	50/17
Final Round	12	0	83.5	99.0	92.2	84.4	85.7	85.1	32/14	32/14	32/14

Technical Delegate:	Chief of Competition:
 HYVAERINEN Pekka (FIN)	 ERICKSON William (USA)

NOTE

How point scores are calculated:

An athlete is awarded 60 points for jumping the K-point distance. For every meter more or less than the K-point, a competitor has 2.0 points added or subtracted from his total. In addition, competitors are awarded points for style (for flight and landing) up to a maximum of 20 per judge. Five judges score each jump, with the highest and lowest scores disregarded and the scores of the other three aggregated and added to the competitor's points for distance.

Legend			
NOC	National Olympic Committee	Min.	Minimum
Max.	Maximum	Avg.	Average
Assistant TD	Assistant Technical Delegate	Assistant RD	Assistant Race Director
Temp.	Temperature	Humid.	Humidity



RESULTS / RÉSULTATS

INDIVIDUAL K120 - OFFICIAL TRAINING 1
K120 INDIVIDUEL - 1er ENTRAÎNEMENT OFFICIEL

UTAH OLYMPIC PARK MON 11 FEB 2002 / LUN 11 FEV 2002 START TIME / DEBUT 08:30 END TIME / FINI A 11:06

Jury / Competition Management			Judges			Hill Data		
Race Director	HOFER Walter	FIS	A	LUNDE Randy	USA	K-Point:		120 m
Technical Delegate	HYVAERINEN Pekka	FIN	B	AIGMUELLER Gert	AUT	Meter Value:		1.8 Points/m
Chief of Competition	ERICKSON William	USA	C	FRELIH Janez	SLO	Jury Distance:		128 m
Assistant TD	GUGGEMOOS Toni	GER	D	GOETZE Klaus-Dieter	GER			
Assistant RD	TEPES Miran	FIS	E	ASPHAUG Kolbjorn	NOR			

Bib	Name	NOC Code	1st Round			2nd Round			3rd Round		
			Speed [km/h] Rank	Distance [m] Rank	Gate Rank	Speed [km/h] Rank	Distance [m] Rank	Gate Rank	Speed [km/h] Rank	Distance [m] Rank	Gate Rank
78	PIKKOR Tabet	EST	93.7 39	84.0 68	20 68	93.9 33	89.0 71	21 70	93.4 18	89.5 70	20 46
77	SALUMAE Jens	EST	94.1 11	100.0 51	20 51	93.5 54	103.0 53	21 52	93.3 23	108.0 37	20 21
76	CHVYKOV Dimitry	KGZ	93.3 60	102.0 47	20 47	93.2 65	111.0 36	21 35	92.8 48	117.5 11	20 6
1	SILAEV Alexei	RUS	93.3 60	85.5 66	20 66	93.8 43	92.0 69	21 68	93.2 27	97.5 62	20 38
2	WELCH Brian	USA	93.7 39	98.5 55	20 55	93.3 63	93.5 68	21 67	92.4 63	92.0 66	20 42
3	KOROBOV Alexander	KAZ	92.8 71	95.5 59	20 59	93.3 63	97.0 62	21 61	92.5 58	90.5 68	20 44
4	CHOI Yong Jik	KOR	93.3 60	103.5 45	20 45	93.5 54	103.5 52	21 51	93.1 31	108.0 37	20 21
5	MATURA Jan	CZE	92.8 71	84.5 67	20 67	93.8 43	97.0 62	21 61	93.2 27	92.0 66	20 42
6	STEINAUER Marco	SUI	92.8 71	91.0 62	20 62	93.2 65	101.5 57	21 56	92.7 51	107.5 40	20 23
7	KANG Chil Gu	KOR	94.4 4	109.0 35	20 35	94.4 6	105.5 46	21 45	93.7 8	109.5 31	20 18
8	MAZUCH Jan	CZE	94.2 9	72.0 73	20 73	94.4 6	104.5 50	21 49	93.8 4	110.0 28	20 15
9	SCHWALL Tommy	USA	93.6 44	91.0 62	20 62	93.7 47	97.5 60	21 59	92.9 40	105.5 48	20 30
10	LYSKOVEC Andrej	BLR	93.6 44	90.0 64	20 64	93.9 33	91.0 70	21 69	93.4 18	100.0 60	20 36
11	DORAN Brendan	USA	94.0 16	104.5 43	20 43	94.2 17	97.5 60	21 59	93.5 14	101.0 59	20 35
12	DURAND Florentin	FRA	93.6 44	101.5 49	20 49	94.0 29	95.5 67	21 66	93.5 14	105.5 48	20 30
13	BELOV Alexander	RUS	92.9 69	102.0 47	20 47	93.2 65	100.0 58	21 57	92.4 63	94.0 65	20 41
14	GAIDUK Pawel	KAZ	93.9 19	97.0 56	20 56	94.3 10	105.5 46	21 45	93.7 8	105.5 48	20 30
15	ZHARKOV Georgi	BUL	93.8 28	80.0 71	20 71	93.9 33	87.5 72	21 71	93.3 23	87.5 72	20 48
16	TSAKADZE Kakhaber	GEO	93.6 44	80.0 71	20 71	93.1 70	86.5 73	21 72	92.6 55	85.5 73	20 49
17	PEDERSEN Glynn	GBR	93.8 28	93.5 61	20 61	93.8 43	102.0 56	21 55	93.0 36	97.0 63	20 39
18	KIM Hyun Ki	KOR	93.6 44	99.0 54	20 54	93.7 47	113.5 30	21 29	93.1 31	107.5 40	20 23
19	JURIS Jaan	EST	93.5 53	82.5 70	20 70	93.5 54	98.5 59	21 58	92.5 58	89.5 70	20 46



RESULTS / RÉSULTATS

INDIVIDUAL K120 - OFFICIAL TRAINING 1
K120 INDIVIDUEL - 1er ENTRAÎNEMENT OFFICIEL

UTAH OLYMPIC PARK MON 11 FEB 2002 / LUN 11 FEV 2002 START TIME / DEBUT 08:30 END TIME / FINI A 11:06

Bib	Name	NOC Code	1st Round			2nd Round			3rd Round		
			Speed [km/h] Rank	Distance [m] Rank	Gate Rank	Speed [km/h] Rank	Distance [m] Rank	Gate Rank	Speed [km/h] Rank	Distance [m] Rank	Gate Rank
20	GLYVKA Vladimir	UKR	93.4 57	84.0 68	20 68	93.2 65	96.5 65	21 64	92.5 58	90.5 68	20 44
21	KALINITSCHENKO Anton	RUS	93.7 39	86.0 65	20 65	93.7 47	96.5 65	21 64	93.0 36	84.0 74	20 50
22	POLUNIN Maxim	KAZ	94.0 16	101.0 50	20 50	93.9 33	104.5 50	21 49	93.0 36	103.0 57	20 34
23	SANTIAGO Remi	FRA	93.9 19	100.0 51	20 51	94.6 3	110.5 37	21 36	93.8 4	107.5 40	20 23
24	SKUPIEN Wojciech	POL	93.6 44	96.0 58	20 58	93.5 54	109.0 42	21 41	92.5 58	95.5 64	20 40
25	CHOI Heung Chul	KOR	93.2 65	103.5 45	20 45	93.0 71	108.5 44	21 43	92.9 40	106.5 45	20 28
26	KRUCZEK Lukasz	POL	94.2 9	95.5 59	20 59	94.4 6	105.5 46	21 45	93.9 2	106.5 45	20 28
27	FILIMONOV Stanislav	KAZ	93.8 28	108.0 36	20 36	93.9 33	112.5 32	21 31	93.2 27	107.5 40	20 23
28	CHEDAL Emmanuel	FRA	94.3 7	113.5 18	20 18	94.4 6	116.0 23	21 22	93.7 8	115.5 12	20 7
29	FREIHOLZ Sylvain	SUI	93.8 28	114.0 15	20 15	93.9 33	114.5 28	21 27	92.5 58	110.5 24	20 12
30	TAJNER Tomislav	POL	93.8 28	110.5 31	20 31	94.5 5	121.5 7	21 6	93.5 14	110.0 28	20 15
31	BYSTOEL Lars	NOR	93.5 53	115.5 8	20 8	93.9 33	117.5 17	21 16	92.9 40	105.5 48	20 30
32	MEDVED Igor	SLO	93.5 53	115.5 8	20 8	93.9 33	110.0 39	21 38	93.4 18	113.0 19	20 9
33	DOLEZAL Michal	CZE	93.2 65	99.5 53	20 53	93.2 65	97.0 62	21 61	92.9 40	100.0 60	20 36
34	POCHWALA Tomasz	POL	93.9 19	111.0 28	20 28	94.3 10	120.5 9	21 8	93.6 13	109.0 34	20 19
35	MATEJA Robert	POL	93.8 28	112.5 22	20 22	93.7 47	113.0 31	21 30	93.5 14	110.5 24	20 12
36	JONES Clint	USA	93.8 28	105.5 42	20 42	94.1 24	112.0 34	21 33	93.4 18	110.0 28	20 15
37	DESSUM Nicolas	FRA				93.4 61	107.5 45	21 44	92.9 40	107.0 44	20 27
38	BARDAL Anders	NOR	94.7 1	112.0 24	20 24	94.7 1	110.5 37	21 36	94.0 1	109.0 34	20 19
39	INGEBRIGTSEN Tommy	NOR	93.1 67	115.0 12	20 12	93.0 71	77.5 74	21 73	92.3 67	111.0 23	20 11
40	LJOEKELSOEY Roar	NOR	94.5 3	114.0 15	20 15	94.3 10	116.0 23	21 22	93.7 8	110.5 24	20 12
41	FATKULLIN Ildar	RUS	92.9 69	111.0 28	20 28	92.9 73	114.0 29	21 28	92.0 70	112.5 21	20 10
42	HARADA Masahiko	JPN	93.5 53	107.5 37	20 37	93.5 54	119.0 13	21 12	92.7 51	115.5 12	20 7
43	UHRMANN Michael	GER	93.9 19	110.5 31	20 31	93.9 33	120.5 9	21 8	93.4 18	124.5 3	20 3
44	KIURU Tami	FIN									



RESULTS / RÉSULTATS

INDIVIDUAL K120 - OFFICIAL TRAINING 1
K120 INDIVIDUEL - 1er ENTRAÎNEMENT OFFICIEL

UTAH OLYMPIC PARK MON 11 FEB 2002 / LUN 11 FEV 2002 START TIME / DEBUT 08:30 END TIME / FINI A 11:06

Bib	Name	NOC Code	1st Round			2nd Round			3rd Round		
			Speed [km/h] Rank	Distance [m] Rank	Gate Rank	Speed [km/h] Rank	Distance [m] Rank	Gate Rank	Speed [km/h] Rank	Distance [m] Rank	Gate Rank
45	SPAETH Georg	GER	94.4 4	106.0 41	20 41	94.2 17	115.5 26	21 25	93.7 8	119.0 9	20 5
46	PETERKA Primoz	SLO	94.3 7	111.5 26	20 26	94.3 10	117.5 17	21 16	93.8 4	119.5 8	20 4
47	FRAS Damjan	SLO	94.1 11	114.0 15	20 15	94.3 10	112.5 32	21 31	93.8 4	125.0 2	20 2
48	KUETTEL Andreas	SUI	93.6 44	109.5 34	20 34	94.3 10	118.5 14	21 13	93.9 2	127.0 1	20 1
49	JANDA Jakub	CZE	93.3 60	96.5 57	20 57	93.4 61	105.0 49	21 48	92.0 70	113.0 19	18 11
50	DUFFNER Christof	GER	93.6 44	115.5 8	20 8	94.1 24	120.0 11	21 10	92.4 63	118.5 10	18 5
51	NIEMINEN Toni	FIN									
52	LOITZL Wolfgang	AUT	93.8 28	110.0 33	20 33	94.2 17	117.5 17	21 16	92.8 48	115.5 12	18 6
53	AHONEN Janne	FIN	94.6 2	115.5 8	20 8	94.6 3	124.5 3	21 3	93.3 23	122.5 5	18 2
54	KRANJEC Robert	SLO	94.1 11	119.0 5	20 5	94.2 17	121.5 7	21 6	93.0 36	124.0 4	18 1
55	YAMADA Hiroki	JPN	93.8 28	111.5 26	20 26	94.0 29	102.5 54	21 53	92.7 51	109.0 34	18 16
56	KASAI Noriaki	JPN	93.3 60	113.5 18	20 18	93.6 53	116.5 21	21 20	91.9 73	112.5 21	18 12
57	ALBORN Alan	USA	93.8 28	115.0 12	20 12	93.9 33	115.0 27	21 26	92.4 63	120.0 7	18 4
58	LINDSTROEM Veli-Matti	FIN	94.4 4	107.5 37	20 37	94.7 1	109.0 42	21 41	92.9 40	105.5 48	18 19
59	KOBELEV Valery	RUS	93.9 19	112.5 22	20 22	94.2 17	122.0 4	21 4	92.6 55	115.5 12	18 6
60	MIYAHIRA Hideharu	JPN	93.4 57	106.5 40	20 40	93.5 54	111.5 35	21 34	92.0 70	104.0 55	18 22
61	CECON Roberto	ITA	93.4 57	113.0 21	20 21	93.5 54	118.5 14	21 13	91.8 74	104.5 54	18 21
62	ZONTA Peter	SLO	93.9 19	107.0 39	20 39	94.2 17	116.0 23	21 22	92.9 40	104.0 55	18 22
63	GOLDBERGER Andreas	AUT	93.6 44	112.0 24	20 24	94.0 29	109.5 40	21 39	92.3 67	106.0 47	18 18
64	FUNAKI Kazuyoshi	JPN	94.1 11	114.5 14	20 14	94.2 17	122.0 4	21 4	93.1 31	105.5 48	18 19
65	JUSSILAINEN Risto	FIN	93.9 19	104.0 44	20 44	94.1 24	117.5 17	21 16	93.1 31	110.5 24	18 13
66	HORNGACHER Stefan	AUT	93.7 39	111.0 28	20 28	93.7 47	116.5 21	21 20	93.1 31	102.0 58	18 24
67	AMMANN Simon	SUI	93.9 19	123.5 2	20 2	94.3 10	127.5 1	21 1	93.2 27	113.5 18	18 10
68	HOCKE Stephan	GER	94.0 16	116.5 6	20 6	94.1 24	118.5 14	21 13	92.9 40	114.5 16	18 8
69	KOCH Martin	AUT	93.9 19	116.0 7	20 7	93.8 43	120.0 11	21 10	92.7 51	109.5 31	18 14



RESULTS / RÉSULTATS

INDIVIDUAL K120 - OFFICIAL TRAINING 1
K120 INDIVIDUEL - 1er ENTRAÎNEMENT OFFICIEL

UTAH OLYMPIC PARK MON 11 FEB 2002 / LUN 11 FEV 2002 START TIME / DEBUT 08:30 END TIME / FINI A 11:06

Bib	Name	NOC Code	1st Round			2nd Round			3rd Round		
			Speed [km/h] Rank	Distance [m] Rank	Gate Rank	Speed [km/h] Rank	Distance [m] Rank	Gate Rank	Speed [km/h] Rank	Distance [m] Rank	Gate Rank
70	SCHMITT Martin	GER									
71	HOELLWARTH Martin	AUT	93.7 39	113.5 18	20 18	94.0 29	102.5 54	21 53	92.8 48	109.5 31	18 14
72	HAUTAMAEMI Matti	FIN	93.8 28	120.0 4	20 4	93.7 47	109.5 40	21 39	92.6 55	108.0 37	18 17
73	WIDHOELZL Andreas	AUT	94.1 11	122.0 3	20 3	94.1 24	125.0 2	21 2	93.3 23	114.0 17	18 9
74	HANNAWALD Sven	GER									
75	MALYSZ Adam	POL	93.1 67	130.0 1	20 1	92.4 74	122.0 4	19 1	92.2 69	120.5 6	18 3

Weather Information									
	Time	Weather	Temp.[°C]		Humid. [%]	Wind[m/s]			
			Air	Snow		Min.	Max.	Avg.	
1st Round	08:30 - 09:16	Partly Cloudy	-2.0	-8.0	33	0.3	2.5	1.1	
2nd Round	09:31 - 10:14	Clear	1.0	-10.0	34	0.1	2.2	0.6	
3rd Round	10:29 - 11:06	Partly Cloudy	2.0	-7.0	30	0.1	1.7	0.7	

Statistics											
	Gate	Falls	Distance[m]			Speed[km/h]			Jumpers / NOCs		
			Min.	Max.	Avg.	Min.	Max.	Avg.	In Starting List	Started	With Results
1st Round	20	1	72.0	130.0	104.8	92.8	94.7	93.7	78/22	73/22	73/22
2nd Round	19	0	122.0	122.0	122.0	92.4	92.4	92.4	78/22	74/22	74/22
	21	0	77.5	127.5	108.6	92.9	94.7	93.8			
3rd Round	18	0	102.0	124.0	111.7	91.8	93.3	92.6	78/22	74/22	74/22
	20	0	84.0	127.0	105.3	92.0	94.0	93.1			

NOTE

Bolded Line in Gate column:

A bolded line at the "Gate" column indicates a change in gate assignment at this point. The presentation of rankings is calculated only within results achieved from the same gate.

Legend			
NOC	National Olympic Committee	Min.	Minimum
Max.	Maximum	Avg.	Average
Assistant TD	Assistant Technical Delegate	Assistant RD	Assistant Race Director
Temp.	Temperature	Humid.	Humidity



RESULTS / RÉSULTATS

INDIVIDUAL K120 - OFFICIAL TRAINING 2
K120 INDIVIDUEL - 2e ENTRAÎNEMENT OFFICIEL

UTAH OLYMPIC PARK MON 11 FEB 2002 / LUN 11 FEV 2002 START TIME / DEBUT 11:23 END TIME / FINI A 13:04

Jury / Competition Management			Judges			Hill Data		
Race Director	HOFER Walter	FIS	A	LUNDE Randy	USA	K-Point:	120 m	
Technical Delegate	HYVAERINEN Pekka	FIN	B	AIMMUELLER Gert	AUT	Meter Value:	1.8 Points/m	
Chief of Competition	ERICKSON William	USA	C	FRELIH Janez	SLO	Jury Distance:	128 m	
Assistant TD	GUGGEMOOS Toni	GER	D	GOETZE Klaus-Dieter	GER			
Assistant RD	TEPES Miran	FIS	E	ASPHAUG Kolbjorn	NOR			

Bib	Name	NOC Code	1st Round			2nd Round			3rd Round		
			Speed [km/h] Rank	Distance [m] Rank	Gate Rank	Speed [km/h] Rank	Distance [m] Rank	Gate Rank	Speed [km/h] Rank	Distance [m] Rank	Gate Rank
78	PIKKOR Tambet	EST	92.6 16	81.5 61	19 41						
77	SALUMAE Jens	EST	92.7 13	95.0 48	19 28						
76	CHVYKOV Dimitry	KGZ	92.4 23	105.5 38	19 20						
1	SILAEV Alexei	RUS	92.8 11	89.5 55	19 35						
2	WELCH Brian	USA	92.2 29	82.0 60	19 40						
3	KOROBOV Alexander	KAZ	92.1 36	88.0 57	19 37						
4	CHOI Yong Jik	KOR	92.5 21	87.0 59	19 39						
5	MATURA Jan	CZE	92.8 11	97.5 45	19 25						
6	STEINAUER Marco	SUI	92.0 39	98.5 44	19 24						
7	KANG Chil Gu	KOR	93.5 1	107.0 34	19 17						
8	MAZUCH Jan	CZE	93.5 1	108.5 29	19 14						
9	SCHWALL Tommy	USA	92.5 21	96.0 47	19 27						
10	LYSKOVEC Andrej	BLR	92.6 16	102.5 40	19 21						
11	DORAN Brendan	USA	92.9 8	101.5 42	19 23						
12	DURAND Florentin	FRA	92.6 16	92.5 53	19 33						
13	BELOV Alexander	RUS	91.7 44	92.0 54	19 34						
14	GAIDUK Pawel	KAZ	93.1 5	108.0 32	19 16						
15	ZHARKOV Georgi	BUL	92.7 13	95.0 48	19 28						
16	TSAKADZE Kakhaber	GEO	92.2 29	94.5 50	19 30						
17	PEDERSEN Glynn	GBR	92.7 13	102.5 40	19 21						
18	KIM Hyun Ki	KOR	92.6 16	112.5 23	19 9						
19	JURIS Jaan	EST	92.3 26	93.5 52	19 32						



RESULTS / RÉSULTATS

INDIVIDUAL K120 - OFFICIAL TRAINING 2
K120 INDIVIDUEL - 2e ENTRAÎNEMENT OFFICIEL

UTAH OLYMPIC PARK MON 11 FEB 2002 / LUN 11 FEV 2002 START TIME / DEBUT 11:23 END TIME / FINI A 13:04

Bib	Name	NOC Code	1st Round			2nd Round			3rd Round		
			Speed [km/h] Rank	Distance [m] Rank	Gate Rank	Speed [km/h] Rank	Distance [m] Rank	Gate Rank	Speed [km/h] Rank	Distance [m] Rank	Gate Rank
20	GLYVKA Vladimir	UKR	92.2 29	87.5 58	19 38						
21	KALINITSCHENKO Anton	RUS	92.2 29	94.0 51	19 31						
22	POLUNIN Maxim	KAZ	92.4 23	106.5 35	19 18						
23	SANTIAGO Remi	FRA	93.2 3	112.0 24	19 10						
24	SKUPIEN Wojciech	POL	92.2 29	96.5 46	19 26						
25	CHOI Heung Chul	KOR	92.1 36	108.5 29	19 14						
26	KRUCZEK Lukasz	POL	93.2 3	109.0 28	19 13						
27	FILIMONOV Stanislav	KAZ	92.6 16	111.0 26	19 11						
28	CHEDAL Emmanuel	FRA	93.1 5	116.5 18	19 6						
29	FREIHOLZ Sylvain	SUI	91.5 45	113.0 22	19 8						
30	TAJNER Tomislaw	POL									
31	BYSTOEL Lars	NOR	92.2 29	117.5 16	19 5						
32	MEDVED Igor	SLO	92.9 8	110.0 27	19 12						
33	DOLEZAL Michal	CZE	92.2 29	89.0 56	19 36						
34	POCHWALA Tomasz	POL									
35	MATEJA Robert	POL									
36	JONES Clint	USA	92.4 23	120.5 13	19 3						
37	DESSUM Nicolas	FRA									
38	BARDAL Anders	NOR	93.1 5	118.0 15	19 4						
39	INGEBRIGTSEN Tommy	NOR	91.4 46	106.5 35	19 18						
40	LJOEKELSOEY Roar	NOR	92.9 8	121.5 10	19 2						
41	FATKULLIN Ildar	RUS	90.7 54	116.5 18	19 6						
42	HARADA Masahiko	JPN	92.1 36	132.0 1	19 1						
43	UHRMANN Michael	GER	91.9 40	126.5 4	17 2						
44	KIURU Tami	FIN									



RESULTS / RÉSULTATS

INDIVIDUAL K120 - OFFICIAL TRAINING 2
K120 INDIVIDUEL - 2e ENTRAÎNEMENT OFFICIEL

UTAH OLYMPIC PARK MON 11 FEB 2002 / LUN 11 FEV 2002 START TIME / DEBUT 11:23 END TIME / FINI A 13:04

Bib	Name	NOC Code	1st Round			2nd Round			3rd Round		
			Speed [km/h] Rank	Distance [m] Rank	Gate Rank	Speed [km/h] Rank	Distance [m] Rank	Gate Rank	Speed [km/h] Rank	Distance [m] Rank	Gate Rank
45	SPAETH Georg	GER	92.3 26	100.5 43	17 5						
46	PETERKA Primoz	SLO	92.3 26	124.5 5	17 3						
47	FRAS Damjan	SLO	91.8 41	111.5 25	17 4						
48	KUETTEL Andreas	SUI	91.8 41	128.5 3	17 1						
49	JANDA Jakub	CZE	90.5 57	105.0 39	15 12						
50	DUFFNER Christof	GER	90.9 50	108.5 29	15 9						
51	NIEMINEN Toni	FIN									
52	LOITZL Wolfgang	AUT	91.4 46	121.5 10	15 3						
53	AHONEN Janne	FIN									
54	KRANJEC Robert	SLO	91.4 46	123.5 7	15 2						
55	YAMADA Hiroki	JPN	91.1 49	107.5 33	15 10						
56	KASAI Noriaki	JPN	90.9 50	114.0 20	15 7						
57	ALBORN Alan	USA	90.8 53	113.5 21	15 8						
58	LINDSTROEM Veli-Matti	FIN	91.8 41	117.5 16	15 6						
59	KOBELEV Valery	RUS									
60	MIYAHIRA Hideharu	JPN	90.7 54	121.5 10	15 3						
61	CECON Roberto	ITA									
62	ZONTA Peter	SLO									
63	GOLDBERGER Andreas	AUT	89.8 61	106.0 37	15 11						
64	FUNAKI Kazuyoshi	JPN	90.9 50	129.0 2	15 1						
65	JUSSILAINEN Risto	FIN									
66	HORNGACHER Stefan	AUT	90.4 58	118.5 14	15 5						
67	AMMANN Simon	SUI									
68	HOCKE Stephan	GER									
69	KOCH Martin	AUT	90.3 60	123.0 9	14 3						



RESULTS / RÉSULTATS

INDIVIDUAL K120 - OFFICIAL TRAINING 2
K120 INDIVIDUEL - 2e ENTRAÎNEMENT OFFICIEL

UTAH OLYMPIC PARK MON 11 FEB 2002 / LUN 11 FEV 2002 START TIME / DEBUT 11:23 END TIME / FINI A 13:04

Bib	Name	NOC Code	1st Round			2nd Round			3rd Round		
			Speed [km/h] Rank	Distance [m] Rank	Gate Rank	Speed [km/h] Rank	Distance [m] Rank	Gate Rank	Speed [km/h] Rank	Distance [m] Rank	Gate Rank
70	SCHMITT Martin	GER									
71	HOELLWARTH Martin	AUT	90.4 58	124.0 6	14 1						
72	HAUTAMAEMI Matti	FIN									
73	WIDHOELZL Andreas	AUT	90.6 56	123.5 7	14 2						
74	HANNAWALD Sven	GER									
75	MALYSZ Adam	POL									

Weather Information									
	Time	Weather	Temp.[°C]		Humid. [%]	Wind[m/s]			
			Air	Snow		Min.	Max.	Avg.	
1st Round	11:23 - 13:04	Clear	4.0	-4.0	21	0.1	3.4	1.4	

Statistics											
	Gate	Falls	Distance[m]			Speed[km/h]			Jumpers / NOCs		
			Min.	Max.	Avg.	Min.	Max.	Avg.	In Starting List	Started	With Results
1st Round	14	0	123.0	124.0	123.5	90.3	90.6	90.4	78/22	61/21	61/21
	15	0	105.0	129.0	115.5	89.8	91.8	90.8			
	17	0	100.5	128.5	118.3	91.8	92.3	92.0			
	19	0	81.5	132.0	102.8	90.7	93.5	92.4			

NOTE**Bolded Line in Gate column:**

A bolded line at the "Gate" column indicates a change in gate assignment at this point. The presentation of rankings is calculated only within results achieved from the same gate.

Legend			
NOC	National Olympic Committee	Min.	Minimum
Max.	Maximum	Avg.	Average
Assistant TD	Assistant Technical Delegate	Assistant RD	Assistant Race Director
Temp.	Temperature	Humid.	Humidity

2nd and 3rd round are cancelled



RESULTS / RÉSULTATS

INDIVIDUAL K120 - QUALIFICATION
K120 INDIVIDUEL - QUALIFICATIONS

UTAH OLYMPIC PARK TUE 12 FEB 2002 / MAR 12 FEV 2002 START TIME / DEBUT 09:30 END TIME / FINI A 10:32

Jury / Competition Management			Judges			Hill Data		
Race Director	HOFER Walter	FIS	A	LUNDE Randy	USA	K-Point:	120 m	
Technical Delegate	HYVAERINEN Pekka	FIN	B	AIGMUELLER Gert	AUT	Meter Value:	1.8 Points/m	
Chief of Competition	ERICKSON William	USA	C	FRELIH Janez	SLO	Jury Distance:	128 m	
Assistant TD	GUGGEMOOS Toni	GER	D	GOETZE Klaus-Dieter	GER			
Assistant RD	TEPES Miran	FIS	E	ASPHAUG Kolbjorn	NOR			

Rank	Bib	Name	NOC Code	Speed [km/h]	Distance [m]	Distance Points	Judges Marks					Judges Points	Gate	Points
							A	B	C	D	E			
1	47	KRANJEC Robert	SLO	92.9	122.0	63.6	19.0	19.0	18.5	18.0	18.0	55.5	18	119.1
2	40	HARADA Masahiko	JPN	92.8	119.5	59.1	18.5	19.0	19.0	19.0	19.0	57.0	18	116.1
3	50	LINDSTROEM Veli-Matti	FIN	93.5	121.0	61.8	17.5	17.5	17.5	17.5	18.0	52.5	18	114.3
4	49	ALBORN Alan	USA	92.6	119.5	59.1	18.0	18.5	19.0	18.5	18.0	55.0	18	114.1
5	33	MATEJA Robert	POL	93.3	118.0	56.4	18.5	18.5	18.0	18.5	18.0	55.0	18	111.4
6	41	UHRMANN Michael	GER	93.0	119.0	58.2	17.5	18.0	17.5	18.0	17.5	53.0	18	111.2
7	46	AHONEN Janne	FIN	93.4	117.5	55.5	18.5	18.5	18.5	18.5	18.5	55.5	18	111.0
8	44	KUETTEL Andreas	SUI	93.2	117.0	54.6	18.0	18.5	18.5	18.5	18.0	55.0	18	109.6
9	42	PETERKA Primoz	SLO	93.6	116.0	52.8	17.5	17.5	17.5	17.5	18.0	52.5	18	105.3
10	35	DESSUM Nicolas	FRA	92.6	115.5	51.9	17.0	17.5	17.5	18.0	17.5	52.5	18	104.4
11	51	KOBELEV Valery	RUS	93.1	114.5	50.1	18.5	18.0	17.0	18.0	17.5	53.5	18	103.6
12	16	KIM Hyun Ki	KOR	92.8	114.0	49.2	17.5	18.0	18.0	17.5	18.0	53.5	18	102.7
13	39	FATKULLIN Ildar	RUS	91.6	113.5	48.3	18.0	18.5	17.5	18.0	18.0	54.0	18	102.3
14	48	KASAI Noriaki	JPN	92.3	113.0	47.4	17.5	18.0	18.0	18.5	18.5	54.5	18	101.9
15	43	FRAS Damjan	SLO	93.3	113.5	48.3	17.5	17.5	17.5	17.5	17.0	52.5	18	100.8
16	36	BARDAL Anders	NOR	93.6	112.5	46.5	17.5	17.5	17.5	18.0	18.0	53.0	18	99.5
16	19	SALUMAE Jens	EST	92.6	112.5	46.5	18.0	18.0	17.5	17.0	17.5	53.0	18	99.5
18	29	TAJNER Tomislav	POL	92.9	112.5	46.5	17.5	17.5	17.0	17.0	17.0	51.5	18	98.0
19	52	MIYAHIRA Hideharu	JPN	92.9	111.5	44.7	18.0	17.5	17.5	17.5	18.5	53.0	18	97.7
20	37	INGEBRIGTSEN Tommy	NOR	92.1	112.0	45.6	17.5	17.5	17.5	17.0	17.0	52.0	18	97.6
21	27	CHEDAL Emmanuel	FRA	93.0	111.0	43.8	18.0	18.0	18.0	17.5	17.5	53.5	18	97.3
22	34	JONES Clint	USA	92.8	111.5	44.7	17.5	17.5	17.0	18.0	17.5	52.5	18	97.2
23	38	LJOEKELSOEY Roar	NOR	93.3	111.0	43.8	17.5	18.0	17.5	16.5	18.0	53.0	18	96.8
23	11	MAZUCH Jan	CZE	93.2	111.0	43.8	17.5	18.0	17.5	18.0	17.5	53.0	18	96.8
25	26	FILIMONOV Stanislav	KAZ	92.8	111.0	43.8	17.5	17.5	17.5	17.0	18.0	52.5	18	96.3
26	32	POCHWALA Tomasz	POL	93.0	110.5	42.9	17.5	18.0	17.0	17.0	16.5	51.5	18	94.4
27	28	FREIHOLZ Sylvain	SUI	92.5	109.5	41.1	17.0	17.5	17.5	17.5	18.0	52.5	18	93.6
28	20	POLUNIN Maxim	KAZ	92.5	109.0	40.2	17.5	17.5	17.0	16.5	18.0	52.0	18	92.2
29	45	JANDA Jakub	CZE	92.8	108.0	38.4	17.0	17.5	17.0	17.0	16.5	51.0	18	89.4
30	30	BYSTOEL Lars	NOR	92.9	107.5	37.5	17.0	16.5	17.0	17.0	17.0	51.0	18	88.5
30	9	CHVYKOV Dmitry	KGZ	92.1	107.5	37.5	17.0	17.0	17.0	17.5	16.5	51.0	18	88.5
32	2	CHOI Yong Jik	KOR	92.9	106.0	34.8	17.0	17.0	17.0	17.0	17.0	51.0	18	85.8
33	24	SANTIAGO Remi	FRA	93.2	105.0	33.0	16.5	17.0	17.0	17.0	17.5	51.0	18	84.0
34	17	BELOV Alexander	RUS	92.1	105.0	33.0	16.5	17.0	16.5	16.5	17.0	50.0	18	83.0
35	7	STEINAUER Marco	SUI	92.1	104.5	32.1	16.5	16.5	16.5	17.0	17.5	50.0	18	82.1
36	22	KANG Chil Gu	KOR	93.0	102.5	28.5	17.5	17.5	17.5	17.0	17.5	52.5	18	81.0

Not Qualified														
37	5	MATURA Jan	CZE	92.9	102.5	28.5	17.0	17.5	17.0	17.0	17.0	51.0	18	79.5
38	10	GAIDUK Pawel	KAZ	93.1	101.5	26.7	16.0	17.0	16.5	16.5	16.5	49.5	18	76.2
39	14	ZHARKOV Georgi	BUL	92.7	101.0	25.8	16.5	17.0	16.0	16.0	17.0	49.5	18	75.3
40	21	JURIS Jaan	EST	92.3	100.5	24.9	16.5	17.0	16.5	16.0	16.5	49.5	18	74.4
41	31	DOLEZAL Michal	CZE	92.4	99.5	23.1	16.5	17.0	16.5	16.5	17.0	50.0	18	73.1
41	25	CHOI Heung Chul	KOR	92.3	99.5	23.1	16.5	17.0	17.0	16.5	16.5	50.0	18	73.1
43	18	DORAN Brendan	USA	92.9	97.0	18.6	16.5	17.0	16.5	16.5	16.5	49.5	18	68.1



RESULTS / RÉSULTATS

INDIVIDUAL K120 - QUALIFICATION K120 INDIVIDUEL - QUALIFICATIONS

UTAH OLYMPIC PARK TUE 12 FEB 2002 / MAR 12 FEV 2002 START TIME / DEBUT 09:30 END TIME / FINI A 10:32

Rank	Bib	Name	NOC Code	Speed [km/h]	Distance [m]	Distance Points	Judges Marks					Judges Points	Gate	Points
							A	B	C	D	E			
44	13	DURAND Florentin	FRA	92.8	96.5	17.7	16.0	16.5	16.5	16.0	16.5	49.0	18	66.7
45	12	LYSKOVEC Andrej	BLR	92.7	96.0	16.8	16.5	16.5	16.5	16.5	16.0	49.5	18	66.3
46	6	KOROBOV Alexander	KAZ	92.6	96.5	17.7	15.5	16.0	15.5	16.0	16.0	47.5	18	65.2
47	1	KALINITSCHENKO Anton	RUS	92.9	93.5	12.3	15.5	16.0	16.5	16.5	16.5	49.0	18	61.3
48	8	PEDERSEN Glynn	GBR	92.7	91.0	7.8	16.0	16.5	16.0	16.0	16.5	48.5	18	56.3
49	23	GLYVKA Vladimir	UKR	92.0	90.5	6.9	16.0	16.0	15.5	16.0	16.0	48.0	18	54.9
50	15	TSAKADZE Kakhaber	GEO	92.1	90.0	6.0	16.0	16.0	16.0	16.0	16.0	48.0	18	54.0
51	4	SCHWALL Tommy	USA	92.6	85.0	-3.0	16.0	15.5	15.5	16.0	15.5	47.0	18	44.0
52	3	PIKKOR Tabet	EST	93.1	85.0	-3.0	14.0	14.0	14.0	15.0	14.0	42.0	18	39.0

Prequalified														
Rank	Bib	Name	NOC Code	Speed [km/h]	Distance [m]	Distance Points	A	B	C	D	E	Judges Points	Gate	Points
1	66	MALYSZ Adam	POL	92.5	123.5	66.3	18.5	17.5	18.0	18.0	18.5	54.5	18	120.8
2	65	HANNAWALD Sven	GER	93.2	122.0	63.6	18.5	18.5	18.5	18.5	18.5	55.5	18	119.1
3	53	CECON Roberto	ITA	92.9	125.0	69.0	16.5	17.0	16.0	16.5	16.0	49.0	19	118.0
4	63	HAUTAMAEMI Matti	FIN	93.4	121.0	61.8	18.5	18.5	18.5	18.5	18.5	55.5	18	117.3
5	55	FUNAKI Kazuyoshi	JPN	93.2	118.0	56.4	18.5	19.0	19.0	18.0	18.5	56.0	18	112.4
6	58	AMMANN Simon	SUI	92.9	119.5	59.1	17.0	17.0	17.5	17.5	16.5	51.5	18	110.6
7	57	HORNGACHER Stefan	AUT	93.1	117.0	54.6	17.5	17.5	18.0	17.5	18.0	53.0	18	107.6
8	64	WIDHOELZL Andreas	AUT	93.4	117.0	54.6	16.5	17.0	16.0	16.0	16.5	49.0	18	103.6
9	54	ZONTA Peter	SLO	93.8	125.0	69.0	11.5	13.5	11.5	11.5	10.5	34.5	19	103.5
10	59	HOCKE Stephan	GER	93.0	113.5	48.3	17.0	17.5	17.5	18.0	17.5	52.5	18	100.8
11	61	SCHMITT Martin	GER	93.3	113.0	47.4	17.0	17.5	17.5	17.0	17.5	52.0	18	99.4
12	60	KOCH Martin	AUT	93.1	112.5	46.5	17.5	18.0	17.5	17.5	17.5	52.5	18	99.0
13	62	HOELLWARTH Martin	AUT	93.2	110.5	42.9	17.5	18.0	17.5	17.5	18.0	53.0	18	95.9
14	56	JUSSILAINEN Risto	FIN	92.7	109.5	41.1	16.0	15.5	15.0	15.5	15.0	46.0	18	87.1





RESULTS / RÉSULTATS

INDIVIDUAL K120 - QUALIFICATION
K120 INDIVIDUEL - QUALIFICATIONS

UTAH OLYMPIC PARK TUE 12 FEB 2002 / MAR 12 FEV 2002 START TIME / DEBUT 09:30 END TIME / FINI A 10:32

Weather Information									
	Time	Weather	Temp.[°C]		Humid.	Wind[m/s]			
			Air	Snow	[%]	Min.	Max.	Avg.	
Qualification	09:30 - 10:32	Clear	-5.0	-15.0	61	0.1	1.3	0.6	

Statistics											
	Gate	Falls	Distance[m]			Speed[km/h]			Jumpers / NOCs		
			Min.	Max.	Avg.	Min.	Max.	Avg.	In Starting List	Started	With Results
Qualification	18	0	85.0	123.5	108.8	91.6	93.6	92.8	66/22	66/22	66/22
	19	1	125.0	125.0	125.0	92.9	93.8	93.3			

Technical Delegate:	Chief of Competition:
 HYVAERINEN Pekka (FIN)	 ERICKSON William (USA)

NOTE

How point scores are calculated:

An athlete is awarded 60 points for jumping the K-point distance. For every meter more or less than the K-point, a competitor has 1.8 points added or subtracted from his total. In addition, competitors are awarded points for style (for flight and landing) up to a maximum of 20 per judge. Five judges score each jump, with the highest and lowest scores disregarded and the scores of the other three aggregated and added to the competitor's points for distance.

Legend			
NOC	National Olympic Committee	Min.	Minimum
Max.	Maximum	Avg.	Average
Assistant TD	Assistant Technical Delegate	Assistant RD	Assistant Race Director
Temp.	Temperature	Humid.	Humidity



RESULTS / RÉSULTATS

INDIVIDUAL K120 - FINAL ROUND
K120 INDIVIDUEL - MANCHE FINALE

UTAH OLYMPIC PARK WED 13 FEB 2002 / MER 13 FEV 2002 START TIME / DEBUT 09:30 END TIME / FINI A 11:22

Jury / Competition Management				Judges				Hill Data			
Race Director	HOFER Walter	FIS	A	LUNDE Randy	USA	K-Point:	120 m				
Technical Delegate	HYVAERINEN Pekka	FIN	B	AIGMUELLER Gert	AUT	Meter Value:	1.8 Points/m				
Chief of Competition	ERICKSON William	USA	C	FRELIH Janez	SLO	Jury Distance:	128 m				
Assistant TD	GUGGEMOOS Toni	GER	D	GOETZE Klaus-Dieter	GER						
Assistant RD	TEPES Miran	FIS	E	ASPHAUG Kolbjorn	NOR						

Rank	Bib	Name	NOC Code	Speed [km/h]	Distance [m]	Distance Points	Judges Marks					Judges Points	Round Total	Round Rank	Total
							A	B	C	D	E				
1	42	AMMANN Simon	SUI	93.2	132.5	82.5	19.0	19.0	19.5	19.5	19.5	58.0	140.5	1	281.4
				93.0	133.0	83.4	19.0	19.5	19.5	19.0	17.0	57.5	140.9	1	
2	50	MALYSZ Adam	POL	93.0	131.0	79.8	19.5	19.0	19.5	19.0	19.0	57.5	137.3	3	269.7
				92.6	128.0	74.4	19.5	19.5	19.0	19.5	19.0	58.0	132.4	2	
3	47	HAUTAMAEMI Matti	FIN	93.5	127.0	72.6	18.5	19.0	19.0	19.0	18.5	56.5	129.1	4	256.0
				93.3	125.5	69.9	19.0	19.0	19.5	19.0	19.0	57.0	126.9	3	
4	49	HANNAWALD Sven	GER	93.7	132.5	82.5	19.5	19.0	19.5	19.5	19.0	58.0	140.5	1	255.3
				93.4	131.0	79.8	12.0	11.5	11.5	13.5	11.5	35.0	114.8	11	
5	41	HORNGACHER Stefan	AUT	93.4	125.0	69.0	18.0	18.5	18.5	18.0	16.5	54.5	123.5	9	247.2
				93.1	124.0	67.2	19.0	19.0	18.5	19.0	18.5	56.5	123.7	4	
6	28	KUETTEL Andreas	SUI	93.5	125.0	69.0	19.5	19.0	18.5	18.5	18.5	56.0	125.0	8	245.6
				93.2	122.0	63.6	19.0	19.0	19.0	19.0	19.0	57.0	120.6	6	
7	39	FUNAKI Kazuyoshi	JPN	93.7	126.5	71.7	18.0	19.0	19.0	19.0	19.0	57.0	128.7	5	245.5
				93.4	121.0	61.8	18.0	18.0	18.5	19.0	18.5	55.0	116.8	9	
8	44	KOCH Martin	AUT	93.2	126.0	70.8	18.5	18.5	18.5	18.0	18.5	55.5	126.3	7	244.5
				92.9	121.5	62.7	19.0	18.5	18.5	18.5	17.5	55.5	118.2	8	
9	30	AHONEN Janne	FIN	93.8	124.0	67.2	17.0	16.5	17.5	18.0	17.5	52.0	119.2	16	241.5
				93.2	123.5	66.3	19.5	19.0	18.5	18.0	18.5	56.0	122.3	5	
10	45	SCHMITT Martin	GER	93.8	126.0	70.8	19.0	18.5	19.0	19.0	18.5	56.5	127.3	6	240.4
				93.7	119.5	59.1	18.0	18.0	18.0	18.5	18.0	54.0	113.1	13	
11	31	KRANJEC Robert	SLO	93.5	122.0	63.6	18.5	18.5	18.5	17.5	17.5	54.5	118.1	17	237.6
				93.0	122.5	64.5	18.5	18.5	18.5	18.0	17.5	55.0	119.5	7	
12	43	HOCKE Stephan	GER	93.6	125.0	69.0	18.0	18.5	17.5	18.5	18.0	54.5	123.5	9	236.9
				93.2	120.5	60.9	17.5	17.5	17.5	18.0	17.5	52.5	113.4	12	
13	38	ZONTA Peter	SLO	93.8	124.0	67.2	17.0	18.0	19.0	17.5	18.5	54.0	121.2	12	234.2
				93.5	120.0	60.0	17.5	17.5	18.0	18.0	17.5	53.0	113.0	14	
14	46	HOELLWARTH Martin	AUT	93.5	123.5	66.3	18.5	19.0	18.0	19.0	18.5	56.0	122.3	11	233.3
				93.2	117.5	55.5	18.5	18.5	18.0	18.5	18.5	55.5	111.0	18	
15	26	PETERKA Primoz	SLO	94.0	123.0	65.4	18.5	18.5	18.5	18.0	18.5	55.5	120.9	13	233.0
				93.9	119.5	59.1	17.5	18.0	18.5	17.5	17.0	53.0	112.1	17	
16	25	UHRMANN Michael	GER	93.2	124.0	67.2	17.5	18.0	18.0	17.5	17.5	53.0	120.2	14	232.4
				93.0	119.0	58.2	18.0	18.0	18.0	18.0	17.5	54.0	112.2	16	
17	35	KOBELLEV Valery	RUS	93.5	121.0	61.8	17.5	18.5	17.5	18.0	18.0	53.5	115.3	19	231.5
				93.4	121.5	62.7	18.0	18.5	18.0	17.5	17.0	53.5	116.2	10	
18	40	JUSSLAINEN Risto	FIN	93.4	121.5	62.7	18.0	18.0	18.0	18.0	17.5	54.0	116.7	18	226.2
				93.1	117.5	55.5	18.0	18.0	18.0	18.0	17.0	54.0	109.5	20	
19	37	CECON Roberto	ITA	92.9	120.0	60.0	18.0	18.5	17.5	17.5	17.5	53.0	113.0	23	225.6
				92.7	119.5	59.1	18.0	18.0	18.0	17.5	17.5	53.5	112.6	15	
20	24	HARADA Masahiko	JPN	93.1	119.5	59.1	18.5	19.0	18.0	18.5	19.0	56.0	115.1	20	222.8
				92.8	116.5	53.7	18.5	18.0	18.0	18.0	18.0	54.0	107.7	21	
21	48	WIDHOELZL Andreas	AUT	93.5	120.5	60.9	18.0	18.5	18.0	18.0	18.0	54.0	114.9	21	222.6
				93.4	116.5	53.7	18.0	18.0	18.0	18.0	18.0	54.0	107.7	21	
22	27	FRAS Damjan	SLO	93.7	123.0	65.4	19.0	18.5	18.5	17.5	17.5	54.5	119.9	15	221.2
				93.2	113.5	48.3	18.0	17.5	18.5	17.5	17.5	53.0	101.3	25	
23	19	DESSUM Nicolas	FRA	93.3	118.5	57.3	18.0	18.0	17.5	17.5	17.0	53.0	110.3	27	220.1
				92.8	118.5	57.3	17.5	18.0	17.5	17.5	17.0	52.5	109.8	19	



RESULTS / RÉSULTATS

INDIVIDUAL K120 - FINAL ROUND
K120 INDIVIDUEL - MANCHE FINALE

UTAH OLYMPIC PARK WED 13 FEB 2002 / MER 13 FEV 2002 START TIME / DEBUT 09:30 END TIME / FINI A 11:22

Rank	Bib	Name	NOC Code	Speed [km/h]	Distance [m]	Distance Points	Judges Marks					Judges Points	Round Total	Round Rank	Total
							A	B	C	D	E				
24	36	MIYAHIRA Hideharu	JPN	93.2 93.0	117.0 116.0	54.6 52.8	18.0	18.5	18.0	17.5	18.0	54.0 54.0	108.6 106.8	29 23	215.4
25	20	BARDAL Anders	NOR	94.2 93.7	118.5 114.5	57.3 50.1	17.5	18.0	17.5	17.5	18.0	53.0 52.5	110.3 102.6	27 24	212.9
26	21	INGEBRIGTSEN Tommy	NOR	92.1 92.1	119.0 112.0	58.2 45.6	17.5	17.5	17.5	17.5	17.0	52.5 51.5	110.7 97.1	25 26	207.8
27	13	FREIHOLZ Sylvain	SUI	92.8 92.3	118.0 110.5	56.4 42.9	18.0	18.0	18.0	18.0	18.0	54.0 52.5	110.4 95.4	26 27	205.8
28	12	CHEDAL Emmanuel	FRA	93.4 93.1	118.5 109.5	57.3 41.1	18.0	18.5	18.0	18.0	17.5	54.0 52.5	111.3 93.6	24 28	204.9
29	17	MATEJA Robert	POL	93.4 93.0	117.0 109.5	54.6 41.1	18.5	18.0	18.0	17.5	18.0	54.0 52.5	108.6 93.6	29 28	202.2
30	11	FILIMONOV Stanislav	KAZ	93.8 93.0	120.5 105.0	60.9 33.0	18.0	18.0	18.0	18.0	18.0	54.0 49.5	114.9 82.5	21 30	197.4
31	5	KIM Hyun Ki	KOR	93.1	117.5	55.5	18.0	18.0	17.5	17.5	17.5	53.0	108.5	31	108.5
32	22	LJOEKELSOEY Roar	NOR	93.9	116.5	53.7	17.5	18.5	18.0	17.5	18.0	53.5	107.2	32	107.2
33	10	SANTIAGO Remi	FRA	94.1	117.0	54.6	17.5	17.0	17.0	17.5	16.5	51.5	106.1	33	106.1
34	33	ALBORN Alan	USA	93.1	115.5	51.9	18.0	17.5	17.5	18.0	18.0	53.5	105.4	34	105.4
35	23	FATKULLIN Ildar	RUS	91.9	114.5	50.1	18.0	17.5	18.0	17.5	17.5	53.0	103.1	35	103.1
36	4	MAZOCZ Jan	CZE	93.9	114.0	49.2	18.0	18.0	17.0	18.0	17.5	53.5	102.7	36	102.7
37	34	LINDSTROEM Veli-Matti	FIN	93.9	114.5	50.1	17.5	17.5	17.0	17.0	17.5	52.0	102.1	37	102.1
38	15	BYSTOEL Lars	NOR	93.1	113.0	47.4	17.5	17.5	17.5	17.0	17.0	52.0	99.4	38	99.4
39	14	TAJNER Tomislaw	POL	93.4	113.0	47.4	17.0	17.0	17.0	17.0	17.5	51.0	98.4	39	98.4
39	3	CHVYKOV Dimitry	KGZ	92.8	113.0	47.4	16.5	17.5	17.0	18.0	16.5	51.0	98.4	39	98.4
41	32	KASAI Noriaki	JPN	92.8	110.0	42.0	18.5	18.5	18.0	18.5	19.0	55.5	97.5	41	97.5
42	18	JONES Clint	USA	93.2	110.5	42.9	17.5	17.5	17.0	17.0	17.0	51.5	94.4	42	94.4
43	16	POCHWALA Tomasz	POL	93.5	110.5	42.9	17.5	17.5	17.0	16.5	16.5	51.0	93.9	43	93.9
44	29	JANDA Jakub	CZE	93.0	108.5	39.3	17.5	17.5	17.0	16.5	18.0	52.0	91.3	44	91.3
45	2	STEINAUER Marco	SUI	92.9	106.5	35.7	17.0	17.5	17.0	17.0	17.5	51.5	87.2	45	87.2
46	1	CHOI Yong Jik	KOR	92.9	106.5	35.7	17.0	17.0	17.0	16.5	17.0	51.0	86.7	46	86.7
47	9	KANG Chil Gu	KOR	93.7	104.0	31.2	17.5	17.0	17.5	17.0	17.5	52.0	83.2	47	83.2
48	8	POLUNIN Maxim	KAZ	93.4	104.5	32.1	17.0	17.0	17.0	16.5	17.0	51.0	83.1	48	83.1
49	7	SALUMAE Jens	EST	93.3	103.0	29.4	16.5	17.0	16.5	16.5	16.5	49.5	78.9	49	78.9



RESULTS / RÉSULTATS



INDIVIDUAL K120 - FINAL ROUND
K120 INDIVIDUEL - MANCHE FINALE

UTAH OLYMPIC PARK WED 13 FEB 2002 / MER 13 FEV 2002 START TIME / DEBUT 09:30 END TIME / FINI A 11:22

Rank	Bib	Name	NOC Code	Speed [km/h]	Distance [m]	Distance Points	Judges Marks					Judges Points	Round Total	Round Rank	Total
							A	B	C	D	E				
50	6	BELOV Alexander	RUS	92.8	96.5	17.7	16.5	16.5	17.0	15.5	16.0	49.0	66.7	50	66.7

Weather Information									
	Time	Weather	Temp.[°C]		Humid. [%]	Wind[m/s]			
			Air	Snow		Min.	Max.	Avg.	
1st Round	09:30 - 10:34	Partly Cloudy	-9.0	-17.0	49	0.1	1.0	0.5	
Final Round	10:52 - 11:22	Partly Cloudy	-6.0	-13.0	39	0.1	1.6	0.7	

Statistics											
	Gate	Falls	Distance[m]			Speed[km/h]			Jumpers / NOCs		
			Min.	Max.	Avg.	Min.	Max.	Avg.	In Starting List	Started	With Results
1st Round	19	0	96.5	132.5	117.9	91.9	94.2	93.3	50/17	50/17	50/17
Final Round	18	1	105.0	133.0	118.9	92.1	93.9	93.1	30/12	30/12	30/12

Technical Delegate:	Chief of Competition:
 HYVAERINEN Pekka (FIN)	 ERICKSON William (USA)

NOTE

How point scores are calculated:

An athlete is awarded 60 points for jumping the K-point distance. For every meter more or less than the K-point, a competitor has 1.8 points added or subtracted from his total. In addition, competitors are awarded points for style (for flight and landing) up to a maximum of 20 per judge. Five judges score each jump, with the highest and lowest scores disregarded and the scores of the other three aggregated and added to the competitor's points for distance.

Legend			
NOC	National Olympic Committee	Min.	Minimum
Max.	Maximum	Avg.	Average
Assistant TD	Assistant Technical Delegate	Assistant RD	Assistant Race Director
Temp.	Temperature	Humid.	Humidity



RESULTS / RÉSULTATS

INDIVIDUAL K120 - OFFICIAL TRAINING 3
K120 INDIVIDUEL - 3e ENTRAÎNEMENT OFFICIEL

UTAH OLYMPIC PARK SAT 16 FEB 2002 / SAM 16 FEV 2002 START TIME / DEBUT 12:33 END TIME / FINI A 14:43

Bib	Name	NOC Code	1st Round			2nd Round			3rd Round		
			Speed [km/h]	Distance [m]	Gate	Speed [km/h]	Distance [m]	Gate	Speed [km/h]	Distance [m]	Gate
			Rank	Rank	Rank	Rank	Rank	Rank	Rank	Rank	Rank
19	JURIS Jaan	EST	92.6 62	95.5 58	20 58	93.3 52	93.5 62	21 62	94.2 23	97.5 53	23 53
20	GLYVKA Vladimir	UKR									
21	KALINITSCHENKO Anton	RUS	92.5 64	101.0 47	20 47		100.5 48	21 48	93.6 50	94.5 58	23 58
22	POLUNIN Maxim	KAZ	93.2 45	104.5 40	20 40	93.5 41	102.5 45	21 45	94.2 23	106.5 34	23 34
23	SANTIAGO Remi	FRA	93.9 6	110.5 25	20 25	94.2 7	107.0 38	21 38	94.9 1	108.5 29	23 29
24	SKUPIEN Wojciech	POL	92.8 58	97.5 54	20 54	93.1 59	97.5 54	21 54	93.5 52	98.0 51	23 51
25	CHOI Heung Chul	KOR	92.7 61	105.5 38	20 38	93.4 48	100.0 50	21 50	93.9 41	106.5 34	23 34
26	KRUCZEK Lukasz	POL	93.8 11	99.5 52	20 52	94.1 10	100.5 48	21 48	94.8 5	106.5 34	23 34
27	FILIMONOV Stanislav	KAZ	93.2 45	107.5 32	20 32	93.3 52	99.0 51	21 51	94.0 36	104.5 42	23 42
28	CHEDAL Emmanuel	FRA	93.8 11	112.5 19	20 19	93.9 24	112.0 22	21 22			
29	FREIHOLZ Sylvain	SUI	92.8 58	103.0 43	20 43	92.8 65	107.5 35	21 35	93.3 55	108.0 31	23 31
30	TAJNER Tomislav	POL	93.3 37	103.5 42	20 42	93.9 24	103.5 44	21 44	94.3 18	111.5 23	23 23
31	BYSTOEL Lars	NOR	93.3 37	106.0 36	20 36	93.7 31	109.0 33	21 33	94.1 29	111.5 23	23 23
32	MEDVED Igor	SLO	93.3 37	104.5 40	20 40	94.0 15	111.0 25	21 25	94.2 23	113.5 17	23 17
33	DOLEZAL Michal	CZE	93.1 52	91.0 63	20 63	93.3 52	101.5 46	21 46	93.2 58	85.5 61	23 61
34	POCHWALA Tomasz	POL	93.7 18	105.0 39	20 39	94.2 7	109.5 30	21 30	94.3 18	108.0 31	23 31
35	MATEJA Robert	POL	93.3 37	106.0 36	20 36	93.7 31	109.5 30	21 30	93.6 50	103.0 45	23 45
36	JONES Clint	USA	93.6 23	106.5 33	20 33	94.1 10	105.5 39	21 39	94.0 36	108.5 29	23 29
37	DESSUM Nicolas	FRA	92.9 55	96.0 57	20 57	93.2 56	105.0 41	21 41	93.7 47	105.5 37	23 37
38	BARDAL Anders	NOR	94.1 1	101.0 47	20 47	94.6 1	101.5 46	21 46	94.8 5	102.5 46	23 46
39	INGEBRIGTSEN Tommy	NOR	92.5 64	113.5 17	20 17	93.0 62	110.5 28	21 28	93.5 52	107.5 33	23 33
40	LJOEKELSOEY Roar	NOR	94.0 2	112.5 19	20 19	94.3 4	112.0 22	21 22	94.9 1	111.5 23	23 23
41	FATKULLIN Ildar	RUS	92.6 62	101.0 47	20 47	93.0 62	98.0 53	21 53	93.3 55	97.5 53	23 53
42	HARADA Masahiko	JPN	93.1 52	112.0 22	20 22	93.6 36	117.5 8	21 8			
43	UHRMANN Michael	GER	93.2 45	114.0 16	20 16	93.5 41	117.0 9	21 9			



RESULTS / RÉSULTATS

INDIVIDUAL K120 - OFFICIAL TRAINING 3
K120 INDIVIDUEL - 3e ENTRAÎNEMENT OFFICIEL

UTAH OLYMPIC PARK SAT 16 FEB 2002 / SAM 16 FEV 2002 START TIME / DEBUT 12:33 END TIME / FINI A 14:43

Bib	Name	NOC Code	1st Round			2nd Round			3rd Round		
			Speed [km/h] Rank	Distance [m] Rank	Gate Rank	Speed [km/h] Rank	Distance [m] Rank	Gate Rank	Speed [km/h] Rank	Distance [m] Rank	Gate Rank
44	KIURU Tami	FIN									
45	SPAETH Georg	GER	93.4 33	98.5 53	20 53	93.6 36	104.0 42	21 42	93.9 41	100.5 47	23 47
46	PETERKA Primoz	SLO	93.9 6	109.5 27	20 27	94.3 4	113.0 17	21 17	94.9 1	117.0 8	23 8
47	FRAS Damjan	SLO	93.6 23	114.5 13	20 13	94.0 15	113.5 14	21 14	94.5 10	114.5 16	23 16
48	KUETTEL Andreas	SUI	93.9 6	112.0 22	20 22	94.0 15	111.0 25	21 25	94.5 10	117.5 7	23 7
49	JANDA Jakub	CZE	92.5 64	100.5 50	20 50	93.1 59	88.5 66	21 66	93.4 54	105.0 40	23 40
50	DUFFNER Christof	GER	93.2 45	112.0 22	20 22	93.3 52	113.5 14	21 14	93.7 47	115.0 13	23 13
51	NIEMINEN Toni	FIN	93.8 11	106.5 33	20 33	94.0 15	111.0 25	21 25	94.5 10	112.0 21	23 21
52	LOITZL Wolfgang	AUT	93.8 11	118.5 8	20 8	94.1 10	120.0 3	21 3	94.3 18	116.0 10	23 10
53	AHONEN Janne	FIN	93.8 11	120.0 4	20 4	93.8 27	119.5 6	21 6	94.3 18	121.5 3	23 3
54	KRANJEC Robert	SLO	93.5 27	119.5 5	20 5	93.8 27	120.0 3	21 3	94.1 29	121.5 3	23 3
55	YAMADA Hiroki	JPN	93.9 6	115.5 12	20 12	94.0 15	115.5 11	21 11	94.4 16	115.0 13	23 13
56	KASAI Noriaki	JPN	93.0 54	109.5 27	20 27	93.2 56	108.5 34	21 34	93.7 47	110.0 28	23 28
57	ALBORN Alan	USA	92.9 55	109.0 30	20 30	93.5 41	113.0 17	21 17	93.9 41	113.5 17	23 17
58	LINDSTROEM Veli-Matti	FIN	94.0 2	102.0 46	20 46	94.6 1	114.0 13	21 13	94.9 1	118.5 6	23 6
59	KOBELEV Valery	RUS	93.7 18	109.5 27	20 27	93.6 36	112.5 20	21 20	94.3 18	115.0 13	23 13
60	MIYAHIRA Hideharu	JPN	93.8 11	114.5 13	20 13	94.0 15	113.5 14	21 14	94.5 10	115.5 11	23 11
61	CECON Roberto	ITA									
62	ZONTA Peter	SLO	93.6 23	112.5 19	20 19	93.9 24	110.0 29	21 29	94.5 10	113.5 17	23 17
63	GOLDBERGER Andreas	AUT	93.3 37	108.5 31	20 31	93.4 48	77.0 68	21 68	93.9 41	103.5 43	23 43
64	FUNAKI Kazuyoshi	JPN	94.0 2	118.0 10	20 10	94.4 3	120.0 3	21 3			
65	JUSSILAINEN Risto	FIN	93.3 37	100.0 51	20 51	93.5 41	105.5 39	21 39	93.8 45	103.5 43	23 43
66	HORNGACHER Stefan	AUT	93.6 23	113.5 17	20 17	93.7 31	116.5 10	21 10	94.1 29	117.0 8	23 8
67	AMMANN Simon	SUI	93.4 33	119.5 5	20 5	93.8 27	121.5 1	21 1			
68	HOCKE Stephan	GER	93.4 33	110.0 26	20 26	93.6 36	112.5 20	21 20	94.1 29	113.5 17	23 17



RESULTS / RÉSULTATS

INDIVIDUAL K120 - OFFICIAL TRAINING 3
K120 INDIVIDUEL - 3e ENTRAÎNEMENT OFFICIEL

UTAH OLYMPIC PARK SAT 16 FEB 2002 / SAM 16 FEV 2002 START TIME / DEBUT 12:33 END TIME / FINI A 14:43

Jury / Competition Management			Judges			Hill Data		
Race Director	HOFER Walter	FIS	A	LUNDE Randy	USA	K-Point:		120 m
Technical Delegate	HYVAERINEN Pekka	FIN	B	AGMUELLER Gert	AUT	Meter Value:		1.8 Points/m
Chief of Competition	ERICKSON William	USA	C	GOETZE Klaus-Dieter	GER	Jury Distance:		128 m
Assistant TD	GUGGEMOOS Toni	GER	D	KASAYA Yukio	JPN			
Assistant RD	TEPES Miran	FIS	E	FRELIH Janez	SLO			

Bib	Name	NOC Code	1st Round			2nd Round			3rd Round		
			Speed [km/h] Rank	Distance [m] Rank	Gate Rank	Speed [km/h] Rank	Distance [m] Rank	Gate Rank	Speed [km/h] Rank	Distance [m] Rank	Gate Rank
79	HERMANSKY Lukas	CZE									
78	PIKKOR Tabet	EST									
77	SALUMAE Jens	EST									
76	CHVYKOV Dimitry	KGZ									
1	SILAEV Alexei	RUS	93.2 45	81.5 68	20 68	93.7 31	93.0 63	21 63	94.0 36	99.5 49	23 49
2	WELCH Brian	USA	93.3 37	92.5 61	20 61	93.4 48	94.5 56	21 56	93.8 45	95.5 56	23 56
3	KOROBOV Alexander	KAZ	92.8 58	89.5 64	20 64	93.1 59	83.5 67	21 67	93.1 60	88.5 60	23 60
4	CHOI Yong Jik	KOR	93.2 45	103.0 43	20 43	93.5 41	94.5 56	21 56	94.0 36	105.5 37	23 37
5	MATURA Jan	CZE	93.5 27	94.0 60	20 60	92.9 64	89.5 65	21 65	94.1 29	98.0 51	23 51
6	STEINAUER Marco	SUI	92.5 64	97.5 54	20 54	92.8 65	94.5 56	21 56	93.2 58	105.0 40	23 40
7	KANG Chil Gu	KOR	93.9 6	106.5 33	20 33	94.3 4	99.0 51	21 51	94.7 7	112.0 21	23 21
8	MAZOCH Jan	CZE	93.7 18	85.5 67	20 67	94.1 10	97.0 55	21 55	94.6 8	111.0 26	23 26
9	SCHWALL Tommy	USA	93.7 18	95.5 58	20 58	94.1 10	94.5 56	21 56	94.5 10	100.0 48	23 48
10	LYSKOVEC Andrej	BLR									
11	DORAN Brendan	USA	93.5 27	92.5 61	20 61	93.8 27	94.5 56	21 56	94.2 23	95.5 56	23 56
12	DURAND Florentin	FRA	93.5 27	87.5 65	20 65	93.6 36	93.0 63	21 63	94.1 29	89.0 59	23 59
13	BELOV Alexander	RUS	92.1 68	86.0 66	20 66	92.6 67	94.5 56	21 56	92.8 61	96.5 55	23 55
14	GAIDUK Pawel	KAZ	93.3 37	97.5 54	20 54	94.0 15	104.0 42	21 42	94.1 29	99.5 49	23 49
15	ZHARKOV Georgi	BUL									
16	TSAKADZE Kakhaber	GEO									
17	PEDERSEN Glynn	GBR									
18	KIM Hyun Ki	KOR	93.2 45	103.0 43	20 43	93.5 41	107.5 35	21 35	94.2 23	105.5 37	23 37



RESULTS / RÉSULTATS

INDIVIDUAL K120 - OFFICIAL TRAINING 3
K120 INDIVIDUEL - 3e ENTRAÎNEMENT OFFICIEL

UTAH OLYMPIC PARK SAT 16 FEB 2002 / SAM 16 FEV 2002 START TIME / DEBUT 12:33 END TIME / FINI A 14:43

Bib	Name	NOC Code	1st Round			2nd Round			3rd Round		
			Speed [km/h]	Distance [m]	Gate	Speed [km/h]	Distance [m]	Gate	Speed [km/h]	Distance [m]	Gate
			Rank	Rank	Rank	Rank	Rank	Rank	Rank	Rank	Rank
69	KOCH Martin	AUT	93.5 27	114.5 13	20 13	93.4 48	107.5 35	21 35	94.0 36	111.0 26	23 26
70	SCHMITT Martin	GER	93.7 18	118.0 10	20 10	94.0 15	112.0 22	21 22			
71	HOELLWARTH Martin	AUT	93.8 11	119.0 7	20 7	94.0 15	109.5 30	21 30	94.2 23	115.5 11	23 11
72	HAUTAMAEMI Matti	FIN	93.4 33	121.0 3	20 3	93.5 41	113.0 17	21 17	94.4 16	127.5 1	23 1
73	WIDHOELZL Andreas	AUT	94.0 2	118.5 8	20 8	94.2 7	115.5 11	21 11	94.6 8	120.5 5	23 5
74	HANNAWALD Sven	GER	93.5 27	122.5 2	20 2	93.7 31	118.0 7	21 7			
75	MALYSZ Adam	POL	92.9 55	124.5 1	20 1	93.2 56	121.5 1	21 1	93.3 55	126.0 2	23 2

Weather Information									
	Time	Weather	Temp.[°C]		Humid. [%]	Wind[m/s]			
			Air	Snow		Min.	Max.	Avg.	
1st Round	12:33 - 13:08	Clear	2.0	-11.0	38	0.1	0.8	0.4	
2nd Round	13:20 - 13:54	Clear	3.0	-9.0	38	0.1	1.7	0.4	
3rd Round	14:10 - 14:43	Partly Cloudy	6.0	-9.0	32	0.1	0.8	0.4	

Statistics											
	Gate	Falls	Distance[m]			Speed[km/h]			Jumpers / NOCs		
			Min.	Max.	Avg.	Min.	Max.	Avg.	In Starting List	Started	With Results
1st Round	20	0	81.5	124.5	106.0	92.1	94.1	93.3	79/22	68/15	68/15
2nd Round	21	0	77.0	121.5	106.1	92.6	94.6	93.6	79/22	68/15	68/15
3rd Round	23	0	85.5	127.5	107.8	92.8	94.9	94.0	79/22	61/15	61/15

NOTE

Bolded Line in Gate column:

A bolded line at the "Gate" column indicates a change in gate assignment at this point. The presentation of rankings is calculated only within results achieved from the same gate.

Legend			
NOC	National Olympic Committee	Min.	Minimum
Max.	Maximum	Avg.	Average
Assistant TD	Assistant Technical Delegate	Assistant RD	Assistant Race Director
Temp.	Temperature	Humid.	Humidity



RESULTS / RÉSULTATS

INDIVIDUAL K120 - OFFICIAL TRAINING 4
K120 INDIVIDUEL - 4e ENTRAÎNEMENT OFFICIEL

UTAH OLYMPIC PARK SUN 17 FEB 2002 / DIM 17 FEV 2002 START TIME / DEBUT 08:30 END TIME / FINI A 10:21

Jury / Competition Management			Judges			Hill Data		
Race Director	HOFER Walter	FIS	A	LUNDE Randy	USA	K-Point:		120 m
Technical Delegate	HYVAERINEN Pekka	FIN	B	AIGMUELLER Gert	AUT	Meter Value:		1.8 Points/m
Chief of Competition	ERICKSON William	USA	C	GOETZE Klaus-Dieter	GER	Jury Distance:		128 m
Assistant TD	GUGGEMOOS Toni	GER	D	KASAYA Yukio	JPN			
Assistant RD	TEPES Miran	FIS	E	FRELIH Janez	SLO			

Bib	Name	NOC Code	1st Round			2nd Round			3rd Round		
			Speed [km/h] Rank	Distance [m] Rank	Gate Rank	Speed [km/h] Rank	Distance [m] Rank	Gate Rank	Speed [km/h] Rank	Distance [m] Rank	Gate Rank
79	HERMANSKY Lukas	CZE									
78	PIKKOR Tabet	EST									
77	SALUMAE Jens	EST									
76	CHVYKOV Dimitry	KGZ									
1	SILAEV Alexei	RUS									
2	WELCH Brian	USA	93.0 55	89.0 53	21 3	93.6 46	96.5 48	23 48	94.0 26	101.5 42	24 41
3	KOROBOV Alexander	KAZ	92.1 57	83.5 57	21 4	92.9 55	86.0 55	23 55	93.1 45	85.5 47	24 46
4	CHOI Yong Jik	KOR	93.1 53	100.5 41	21 1	93.8 40	108.0 28	23 28	93.9 33	107.0 37	24 36
5	MATURA Jan	CZE	93.2 50	90.0 52	21 2	93.9 36	95.5 49	23 49	94.3 19	106.0 39	24 38
6	STEINAUER Marco	SUI	92.6 56	94.5 49	23 48	92.9 55	102.5 43	23 43	93.3 42	114.5 22	24 21
7	KANG Chil Gu	KOR	94.4 14	108.0 23	23 23	94.7 5	113.5 13	23 13	95.0 3	118.5 13	24 12
8	MAZOCH Jan	CZE	94.4 14	100.5 41	23 41	94.3 22	108.5 26	23 26	94.8 7	113.5 25	24 24
9	SCHWALL Tommy	USA	93.5 47	85.5 56	23 53	94.2 26	92.5 51	23 51	94.5 16	104.0 41	24 40
10	LYSKOVEC Andrej	BLR									
11	DORAN Brendan	USA									
12	DURAND Florentin	FRA	94.1 30	86.0 55	23 52	93.8 40	87.0 54	23 54	94.2 22	97.0 45	24 44
13	BELOV Alexander	RUS									
14	GAIDUK Pawel	KAZ	93.9 35	96.0 47	23 46	93.7 45	94.0 50	23 50	94.3 19	106.5 38	24 37
15	ZHARKOV Georgi	BUL									
16	TSAKADZE Kakhaber	GEO									
17	PEDERSEN Glynn	GBR									
18	KIM Hyun Ki	KOR	94.1 30	111.0 10	23 10	93.9 36	103.0 42	23 42	93.8 38	100.0 43	24 42



RESULTS / RÉSULTATS

INDIVIDUAL K120 - OFFICIAL TRAINING 4
K120 INDIVIDUEL - 4e ENTRAÎNEMENT OFFICIEL

UTAH OLYMPIC PARK SUN 17 FEB 2002 / DIM 17 FEV 2002 START TIME / DEBUT 08:30 END TIME / FINI A 10:21

Bib	Name	NOC Code	1st Round			2nd Round			3rd Round		
			Speed [km/h] Rank	Distance [m] Rank	Gate Rank	Speed [km/h] Rank	Distance [m] Rank	Gate Rank	Speed [km/h] Rank	Distance [m] Rank	Gate Rank
19	JURIS Jaan	EST	93.6 44	94.0 50	23 49	94.1 31	92.5 51	23 51	93.9 33	91.0 46	24 45
20	GLYVKA Vladimir	UKR									
21	KALINITSCHENKO Anton	RUS									
22	POLUNIN Maxim	KAZ	93.9 35	107.0 26	23 26	94.2 26	85.0 56	23 56	94.0 26	106.0 39	24 38
23	SANTIAGO Remi	FRA	94.5 11	101.0 39	23 39	94.6 11	108.0 28	23 28	95.0 3	109.0 34	24 33
24	SKUPIEN Wojciech	POL	93.4 49	98.5 44	23 43	93.5 48	97.5 47	23 47	93.3 42	99.5 44	24 43
25	CHOI Heung Chul	KOR	93.2 50	105.0 31	23 31	93.6 46	107.5 31	23 31	93.9 33	117.0 17	24 16
26	KRUCZEK Lukasz	POL	94.3 21	102.5 37	23 37	94.5 16	104.5 37	23 37	94.8 7	115.5 21	24 20
27	FILIMONOV Stanislav	KAZ	93.8 41	113.5 7	23 7	93.3 52	106.0 33	23 33	93.8 38	116.5 18	24 17
28	CHEDAL Emmanuel	FRA	94.6 10	112.0 9	23 9	94.2 26	110.0 21	23 21			
29	FREIHOLZ Sylvain	SUI	93.6 44	110.5 14	23 14	93.0 53	105.5 34	23 34	92.6 47	109.0 34	24 33
30	TAJNER Tomislav	POL	94.2 27	109.5 16	23 16	94.2 26	111.5 15	23 15	94.0 26	116.5 18	24 17
31	BYSTOEL Lars	NOR	94.0 32	108.0 23	23 23	93.8 40	110.0 21	23 21	93.8 38	113.5 25	24 24
32	MEDVED Igor	SLO	94.2 27	103.5 35	23 35	94.3 22	100.5 45	23 45			
33	DOLEZAL Michal	CZE	94.3 21	99.5 43	23 42	93.9 36	99.0 46	23 46	93.6 41	112.0 30	24 29
34	POCHWALA Tomasz	POL	94.7 6	102.5 37	23 37	94.6 11	110.0 21	23 21	94.4 17	111.0 33	24 32
35	MATEJA Robert	POL	94.0 32	105.5 30	23 30	94.0 33	101.5 44	23 44	94.0 26	108.5 36	24 35
36	JONES Clint	USA	94.3 21	91.5 51	23 50	94.4 19	110.0 21	23 21	94.9 5	118.5 13	24 12
37	DESSUM Nicolas	FRA	93.6 44	98.5 44	23 43	93.5 48	103.5 38	23 38	94.2 22	114.5 22	24 21
38	BARDAL Anders	NOR	95.2 1	108.0 23	23 23	94.8 2	111.5 15	23 15	95.1 1	118.0 16	24 15
39	INGEBRIGTSEN Tommy	NOR	93.5 47	106.0 28	23 28	93.0 53	116.5 5	23 5	93.0 46	120.0 12	24 11
40	LJOEKELSOEY Roar	NOR	94.9 2	109.0 20	23 20	95.0 1	108.5 26	23 26	94.9 5	118.5 13	24 12
41	FATKULLIN Ildar	RUS									
42	HARADA Masahiko	JPN									
43	UHRMANN Michael	GER	93.8 41	115.0 5	23 5						



RESULTS / RÉSULTATS

INDIVIDUAL K120 - OFFICIAL TRAINING 4
K120 INDIVIDUEL - 4e ENTRAÎNEMENT OFFICIEL

UTAH OLYMPIC PARK SUN 17 FEB 2002 / DIM 17 FEV 2002 START TIME / DEBUT 08:30 END TIME / FINI A 10:21

Bib	Name	NOC Code	1st Round			2nd Round			3rd Round		
			Speed [km/h] Rank	Distance [m] Rank	Gate Rank	Speed [km/h] Rank	Distance [m] Rank	Gate Rank	Speed [km/h] Rank	Distance [m] Rank	Gate Rank
44	KIURU Tami	FIN									
45	SPAETH Georg	GER									
46	PETERKA Primoz	SLO	94.5 11	106.0 28	23 28	94.8 2	105.5 34	23 34			
47	FRAS Damjan	SLO	94.3 21	105.0 31	23 31	94.7 5	103.5 38	23 38			
48	KUETTEL Andreas	SUI	94.4 14	109.5 16	23 16	94.7 5	114.5 12	23 12	94.7 9	129.0 1	24 1
49	JANDA Jakub	CZE	94.3 21	101.0 39	23 39	94.4 19	110.5 19	23 19	94.3 19	124.0 8	24 7
50	DUFFNER Christof	GER									
51	NIEMINEN Toni	FIN	94.8 4	88.5 54	23 51	94.8 2	103.5 38	23 38	94.6 13	116.0 20	24 19
52	LOITZL Wolfgang	AUT	94.4 14	111.0 10	23 10	94.7 5	118.0 2	23 2	94.7 9	120.5 11	24 10
53	AHONEN Janne	FIN	94.3 21	112.5 8	23 8	94.3 22	116.0 10	23 10	93.9 33	113.5 25	24 24
54	KRANJEC Robert	SLO	94.4 14	116.0 3	23 3	94.6 11	116.5 5	23 5			
55	YAMADA Hiroki	JPN	94.4 14	109.5 16	23 16	94.4 19	116.5 5	23 5	94.0 26	112.0 30	24 29
56	KASAI Noriaki	JPN	93.9 35	104.5 33	23 33	93.8 40	108.0 28	23 28			
57	ALBORN Alan	USA	94.4 14	111.0 10	23 10	94.0 33	110.5 19	23 19	94.7 9	125.0 4	24 4
58	LINDSTROEM Veli-Matti	FIN	94.8 4	95.5 48	23 47	94.7 5	117.0 4	23 4	95.1 1	124.0 8	24 7
59	KOBELEV Valery	RUS									
60	MIYAHIRA Hideharu	JPN	94.7 6	109.0 20	23 20	94.3 22	118.0 2	23 2	94.6 13	126.5 2	24 2
61	CECON Roberto	ITA									
62	ZONTA Peter	SLO	93.9 35	103.0 36	23 36	94.7 5	116.5 5	23 5			
63	GOLDBERGER Andreas	AUT	93.1 53	96.5 46	23 45	93.8 40	109.5 25	23 25	93.9 33	112.0 30	24 29
64	FUNAKI Kazuyoshi	JPN									
65	JUSSILAINEN Risto	FIN	94.0 32	104.5 33	23 33	94.1 31	107.0 32	23 32	94.0 26	113.5 25	24 24
66	HORNGACHER Stefan	AUT	93.8 41	109.5 16	23 16	93.9 36	116.5 5	23 5			
67	AMMANN Simon	SUI	94.2 27	118.0 2	23 2	94.5 16	126.0 1	23 1			
68	HOCKE Stephan	GER	93.9 35	107.0 26	23 26	94.0 33	112.0 14	23 14	94.0 26	113.0 29	24 28



RESULTS / RÉSULTATS

INDIVIDUAL K120 - OFFICIAL TRAINING 4
K120 INDIVIDUEL - 4e ENTRAÎNEMENT OFFICIEL

UTAH OLYMPIC PARK SUN 17 FEB 2002 / DIM 17 FEV 2002 START TIME / DEBUT 08:30 END TIME / FINI A 10:21

Bib	Name	NOC Code	1st Round			2nd Round			3rd Round		
			Speed [km/h]	Distance [m]	Gate	Speed [km/h]	Distance [m]	Gate	Speed [km/h]	Distance [m]	Gate
			Rank	Rank	Rank	Rank	Rank	Rank	Rank	Rank	Rank
69	KOCH Martin	AUT	93.9 35	109.0 20	23 20	93.5 48	90.5 53	23 53	94.1 24	125.0 4	24 4
70	SCHMITT Martin	GER	94.9 2	115.0 5	23 5	94.6 11	115.0 11	23 11	94.6 13	126.0 3	24 3
71	HOELLWARTH Martin	AUT	94.7 6	111.0 10	23 10	94.5 16	111.5 15	23 15	94.4 17	124.5 6	24 6
72	HAUTAMAEMI Matti	FIN	94.5 11	116.0 3	23 3	94.2 26	105.5 34	23 34	94.1 24	114.0 24	24 23
73	WIDHOELZL Andreas	AUT	94.7 6	110.0 15	23 15	94.6 11	103.5 38	23 38	94.7 9	122.5 10	24 9
74	HANNAWALD Sven	GER									
75	MALYSZ Adam	POL	93.2 50	120.5 1	23 1	93.5 48	111.0 18	23 18	93.2 44	124.5 6	23 1

Weather Information									
	Time	Weather	Temp.[°C]		Humid. [%]	Wind[m/s]			
			Air	Snow		Min.	Max.	Avg.	
1st Round	08:30 - 09:00	Clear	-1.0	-9.0	48	0.2	2.1	0.9	
2nd Round	09:13 - 09:42	Partly Cloudy	1.0	-8.0	50	0.2	2.3	0.9	
3rd Round	09:55 - 10:21	Partly Cloudy	3.0	-9.0	31	0.3	3.3	1.2	

Statistics											
	Gate	Falls	Distance[m]			Speed[km/h]			Jumpers / NOCs		
			Min.	Max.	Avg.	Min.	Max.	Avg.	In Starting List	Started	With Results
1st Round	21	0	83.5	100.5	90.7	92.1	93.2	92.8	79/22	57/14	57/14
	23	0	85.5	120.5	105.3	92.6	95.2	94.1			
2nd Round	23	0	85.0	126.0	106.5	92.9	95.0	94.1	79/22	56/14	56/14
	23	0	124.5	124.5	124.5	93.2	93.2	93.2			
3rd Round	23	0	124.5	124.5	124.5	93.2	93.2	93.2	79/22	47/13	47/13
	24	0	85.5	129.0	113.2	92.6	95.1	94.1			

NOTE

Bolded Line in Gate column:

A bolded line at the "Gate" column indicates a change in gate assignment at this point. The presentation of rankings is calculated only within results achieved from the same gate.

Legend			
NOC	National Olympic Committee	Min.	Minimum
Max.	Maximum	Avg.	Average
Assistant TD	Assistant Technical Delegate	Assistant RD	Assistant Race Director
Temp.	Temperature	Humid.	Humidity



RESULTS / RÉSULTATS

TEAM K120 - FINAL ROUND
K120 PAR ÉQUIPE - MANCHE FINALE

UTAH OLYMPIC PARK MON 18 FEB 2002 / LUN 18 FEV 2002 START TIME / DEBUT 09:30 END TIME / FINI A 11:26

Jury / Competition Management			Judges			Hill Data		
Race Director	HOFER Walter	FIS	A	LUNDE Randy	USA	K-Point:	120 m	
Technical Delegate	HYVAERINEN Pekka	FIN	B	AIGMUELLER Gert	AUT	Meter Value:	1.8 Points/m	
Chief of Competition	ERICKSON William	USA	C	GOETZE Klaus-Dieter	GER	Jury Distance:	128 m	
Assistant TD	GUGGEMOOS Toni	GER	D	KASAYA Yukio	JPN			
Assistant RD	TEPES Miran	FIS	E	FRELIH Janez	SLO			

Rank	Bib	NOC (NOC Code) Name	Speed [km/h]	Distance [m]	Distance Points	Judges Marks					Judges Points	Round Points	Grp Rank	Total	
						A	B	C	D	E					
1	12	GERMANY (GER)											498.8	1	974.1
													475.3	2	
	12-1	HANNAWALD Sven	94.1 93.9	123.0 120.5	65.4 60.9	18.5 18.5	19.0 18.5	19.0 19.5	18.0 19.0	18.0 18.0	56.5 56.0	121.9 116.9	2 2	238.8	
	12-2	HOCKE Stephan	94.4 94.7	118.5 119.5	57.3 59.1	17.5 17.5	17.5 18.0	18.0 18.5	17.5 18.0	17.5 18.0	52.5 54.0	109.8 113.1	3 2	222.9	
	12-3	UHRMANN Michael	94.6 94.7	128.0 125.0	74.4 69.0	18.0 18.0	18.0 18.5	18.5 18.5	18.5 19.0	18.5 19.0	55.0 55.0	129.4 124.0	2 3	253.4	
	12-4	SCHMITT Martin	94.6 94.5	131.5 123.5	80.7 66.3	19.5 18.5	19.0 18.5	19.0 19.0	19.0 18.0	19.0 18.0	57.0 55.0	137.7 121.3	1 7	259.0	

2	11	FINLAND (FIN)											489.1	2	974.0
													484.9	1	
	11-1	HAUTAMAEKI Matti	94.3 94.0	126.0 125.0	70.8 69.0	18.5 17.5	18.5 17.5	19.0 18.0	19.0 19.0	18.5 18.0	56.0 53.5	126.8 122.5	1 1	249.3	
	11-2	LINDSTROEM Veli-Matti	94.7 95.0	115.0 116.5	51.0 53.7	18.0 17.5	18.0 17.5	18.0 18.5	18.0 18.5	17.5 18.0	54.0 54.0	105.0 107.7	5 5	212.7	
	11-3	JUSSILAINEN Risto	94.4 94.7	124.5 126.0	68.1 70.8	18.0 18.0	18.5 19.0	18.5 19.0	18.5 19.0	18.5 19.0	55.5 57.0	123.6 127.8	4 1	251.4	
	11-4	AHONEN Janne	94.5 94.0	129.0 125.5	76.2 69.9	19.5 19.0	19.0 18.5	18.5 19.5	19.5 19.0	19.0 19.0	57.5 57.0	133.7 126.9	2 3	260.6	

3	8	SLOVENIA (SLO)											483.9	3	946.3
													462.4	3	
	8-1	FRAS Damjan	94.5 94.3	120.0 113.0	60.0 47.4	17.5 17.0	17.5 16.5	17.0 17.0	17.5 16.0	18.5 17.5	52.5 50.5	112.5 97.9	5 7	210.4	
	8-2	PETERKA Primoz	95.2 95.5	118.5 121.5	57.3 62.7	18.5 18.5	18.5 19.0	18.5 18.5	18.5 19.0	18.5 19.0	55.5 56.0	112.8 118.7	2 1	231.5	
	8-3	KRANJEC Robert	94.9 95.2	133.0 124.5	83.4 68.1	19.0 18.5	19.0 18.5	18.5 19.0	19.5 19.0	19.0 19.0	57.0 56.0	140.4 124.1	1 2	264.5	
	8-4	ZONTA Peter	94.5 94.3	121.5 124.0	62.7 67.2	18.5 18.5	18.5 18.0	18.5 18.0	18.5 18.5	18.5 18.5	55.5 54.5	118.2 121.7	7 6	239.9	

4	13	AUSTRIA (AUT)											472.4	4	926.8
													454.4	5	
	13-1	HORNGACHER Stefan	94.3 94.0	121.0 115.5	61.8 51.9	18.0 17.5	18.5 18.0	18.5 17.5	18.5 17.0	17.5 17.0	55.0 53.0	116.8 104.9	3 3	221.7	
	13-2	WIDHOELZL Andreas	94.7 94.9	120.0 117.0	60.0 54.6	18.5 18.0	19.0 18.0	18.5 18.0	18.5 18.0	18.0 18.0	55.5 54.0	115.5 108.6	1 4	224.1	
	13-3	LOITZL Wolfgang	95.1 95.4	123.0 122.5	65.4 64.5	19.0 17.5	19.0 18.5	18.0 18.0	18.5 18.0	18.5 18.0	56.0 54.0	121.4 118.5	5 5	239.9	
	13-4	HOELLWARTH Martin	94.0 94.2	121.5 123.0	62.7 65.4	18.5 19.0	19.0 19.5	18.5 19.0	19.0 19.0	18.0 18.5	56.0 57.0	118.7 122.4	6 5	241.1	



RESULTS / RÉSULTATS

TEAM K120 - FINAL ROUND
K120 PAR ÉQUIPE - MANCHE FINALE

UTAH OLYMPIC PARK MON 18 FEB 2002 / LUN 18 FEV 2002 START TIME / DEBUT 09:30 END TIME / FINI A 11:26

Rank	Bib	NOC (NOC Code) Name	Speed [km/h]	Distance [m]	Distance Points	Judges Marks					Judges Points	Round Points	Grp Rank	Total	
						A	B	C	D	E					
5	10	JAPAN (JPN)											465.5	5	926.0
													460.5	4	
	10-1	HARADA Masahiko	94.1 93.8	119.5 114.5	59.1 50.1	19.0	19.0	18.5	19.0	18.0	56.5 54.0	115.6 104.1	4 5	219.7	
	10-2	YAMADA Hiroki	94.7 94.9	111.0 117.5	43.8 55.5	17.5	17.5	17.5	18.0	17.0	52.5 55.0	96.3 110.5	8 3	206.8	
	10-3	MIYAHIRA Hideharu	94.7 95.2	125.5 124.5	69.9 68.1	18.5	19.0	18.5	19.5	18.5	56.0 50.5	125.9 118.6	3 4	244.5	
	10-4	FUNAKI Kazuyoshi	94.3 94.2	126.5 126.0	71.7 70.8	19.0	18.5	18.5	19.0	18.5	56.0 56.5	127.7 127.3	5 2	255.0	
6	9	POLAND (POL)											435.2	6	848.1
													412.9	6	
	9-1	MATEJA Robert	94.3 93.7	114.5 106.0	50.1 34.8	18.5	18.0	17.5	18.5	17.5	54.0 52.5	104.1 87.3	6 10	191.4	
	9-2	TAJNER Tomislav	94.4 94.8	109.0 109.5	40.2 41.1	17.0	17.0	16.5	16.5	16.5	50.0 52.0	90.2 93.1	11 9	183.3	
	9-3	POCHWALA Tomasz	95.2 95.6	117.0 118.5	54.6 57.3	18.0	18.0	18.0	18.0	17.5	54.0 52.5	108.6 109.8	10 7	218.4	
	9-4	MALYSZ Adam	93.4 93.1	128.5 124.0	75.3 67.2	19.0	19.0	19.0	19.5	18.5	57.0 55.5	132.3 122.7	4 4	255.0	
7	7	SWITZERLAND (SUI)											417.8	7	818.3
													400.5	8	
	7-1	STEINAUER Marco	92.9 92.4	99.5 96.0	23.1 16.8	17.0	17.0	16.0	17.0	17.5	51.0 49.5	74.1 66.3	10 11	140.4	
	7-2	FREIHOLZ Sylvain	93.1 93.2	109.0 102.5	40.2 28.5	17.0	17.5	17.5	17.5	17.0	52.0 51.0	92.2 79.5	10 10	171.7	
	7-3	KUETTEL Andreas	94.6 95.2	121.5 121.5	62.7 62.7	18.5	18.5	19.0	18.5	18.5	55.5 55.5	118.2 118.2	6 6	236.4	
	7-4	AMMANN Simon	94.2 93.6	128.5 130.0	75.3 78.0	19.5	19.0	19.5	19.5	19.0	58.0 58.5	133.3 136.5	3 1	269.8	
8	1	KOREA (KOR)											395.6	9	801.6
													406.0	7	
	1-1	CHOI Heung Chul	94.0 93.9	112.5 115.5	46.5 51.9	17.5	17.5	17.0	18.0	17.0	52.0 53.0	98.5 104.9	7 3	203.4	
	1-2	CHOI Yong Jik	94.2 94.3	111.0 110.5	43.8 42.9	17.5	17.5	17.0	17.5	17.0	52.0 52.5	95.8 95.4	9 8	191.2	
	1-3	KIM Hyun Ki	94.8 95.0	111.5 107.0	44.7 36.6	18.0	17.5	18.0	17.5	17.5	53.0 51.5	97.7 88.1	11 11	185.8	
	1-4	KANG Chil Gu	94.5 94.1	114.5 122.0	50.1 63.6	17.5	17.5	18.0	18.0	18.0	53.5 54.0	103.6 117.6	9 8	221.2	



RESULTS / RÉSULTATS

TEAM K120 - FINAL ROUND
K120 PAR ÉQUIPE - MANCHE FINALE

UTAH OLYMPIC PARK MON 18 FEB 2002 / LUN 18 FEV 2002 START TIME / DEBUT 09:30 END TIME / FINI A 11:26

Rank	Bib	NOC (NOC Code) Name	Speed [km/h]	Distance [m]	Distance Points	Judges Marks					Judges Points	Round Points	Grp Rank	Total		
						A	B	C	D	E						
9	6	NORWAY (NOR)										404.5	8	790.8		
												386.3	9			
		6-1	INGEBRIGTSEN Tommy	93.1	110.5	42.9	17.0	17.0	17.5	17.0	16.5	51.0	93.9		8	186.0
				92.5	109.5	41.1	17.0	17.0	17.0	17.5	17.0	51.0	92.1		9	
		6-2	BYSTOEL Lars	93.9	111.5	44.7	17.5	17.5	17.0	17.5	17.0	52.0	96.7		7	174.7
		93.8	102.5	28.5	16.0	16.5	16.5	16.5	16.5	49.5	78.0	13				
6-3	BARDAL Anders	95.5	121.0	61.8	17.5	18.0	18.0	18.0	18.0	54.0	115.8	7	224.8			
		95.8	117.5	55.5	17.5	18.0	18.5	18.0	17.0	53.5	109.0	8				
6-4	LJOEKELSOEY Roar	94.7	112.0	45.6	17.5	18.0	17.5	17.5	17.5	52.5	98.1	11	205.3			
		94.5	116.5	53.7	18.0	18.0	17.5	18.0	17.5	53.5	107.2	11				
10	4	FRANCE (FRA)										370.7	11	755.1		
												384.4	10			
		4-1	CHEDAL Emmanuel	94.2	108.5	39.3	17.0	17.0	17.0	17.5	16.5	51.0	90.3		9	193.3
				94.0	115.0	51.0	17.0	17.5	17.5	17.5	17.0	52.0	103.0		6	
		4-2	SANTIAGO Remi	94.9	117.0	54.6	17.0	17.5	17.0	18.0	17.5	52.0	106.6		4	206.4
		95.2	113.5	48.3	17.0	17.5	17.0	17.5	17.0	51.5	99.8	6				
4-3	DURAND Florentin	94.7	100.0	24.0	16.5	16.5	16.0	17.0	16.5	49.5	73.5	13	149.8			
		94.9	101.0	25.8	17.0	16.5	17.0	17.0	16.5	50.5	76.3	12				
4-4	DESSUM Nicolas	93.8	113.5	48.3	17.0	17.5	17.0	17.5	17.5	52.0	100.3	10	205.6			
		93.4	116.0	52.8	17.0	17.5	17.5	17.5	17.5	52.5	105.3	12				
11	5	UNITED STATES OF AMERICA (USA)										372.8	10	728.4		
												355.6	13			
		5-1	WELCH Brian	93.9	95.5	15.9	16.0	16.0	16.0	16.0	15.5	48.0	63.9		12	124.2
				93.5	93.5	12.3	16.0	16.5	16.0	16.0	16.0	48.0	60.3		13	
		5-2	SCHWALL Tommy	94.7	105.0	33.0	17.0	17.0	16.5	17.5	17.0	51.0	84.0		13	162.6
		95.1	102.0	27.6	17.0	17.0	17.0	17.0	17.0	51.0	78.6	11				
5-3	JONES Clint	94.9	117.5	55.5	18.0	18.0	18.0	18.0	18.5	54.0	109.5	9	212.2			
		95.2	114.0	49.2	18.0	17.5	18.0	18.0	17.0	53.5	102.7	9				
5-4	ALBORN Alan	94.2	120.5	60.9	18.0	18.0	18.0	18.5	18.5	54.5	115.4	8	229.4			
		93.8	120.0	60.0	17.5	18.0	18.0	18.0	18.0	54.0	114.0	10				
12	3	CZECH REPUBLIC (CZE)										368.0	12	724.6		
												356.6	11			
		3-1	MATURA Jan	94.0	99.0	22.2	16.5	17.0	17.0	17.0	16.5	50.5	72.7		11	137.6
				93.8	95.5	15.9	16.5	16.5	16.0	17.0	16.0	49.0	64.9		12	
		3-2	DOLEZAL Michal	94.0	107.0	36.6	17.0	17.5	16.5	17.5	17.0	51.5	88.1		12	166.2
		94.5	102.0	27.6	16.5	17.0	16.5	17.0	17.5	50.5	78.1	12				
3-3	MAZOCH Jan	95.1	119.5	59.1	18.0	18.5	18.0	18.5	18.0	54.5	113.6	8	210.3			
		95.4	111.5	44.7	18.0	17.5	17.0	17.5	17.0	52.0	96.7	10				
3-4	JANDA Jakub	94.0	109.5	41.1	17.0	17.5	17.5	17.5	17.5	52.5	93.6	12	210.5			
		93.7	120.5	60.9	18.5	18.5	18.5	19.0	19.0	56.0	116.9	9				



RESULTS / RÉSULTATS



TEAM K120 - FINAL ROUND
K120 PAR ÉQUIPE - MANCHE FINALE

UTAH OLYMPIC PARK MON 18 FEB 2002 / LUN 18 FEV 2002 START TIME / DEBUT 09:30 END TIME / FINI A 11:26

Rank	Bib	NOC (NOC Code) Name	Speed [km/h]	Distance [m]	Distance Points	Judges Marks					Judges Points	Round Points	Grp Rank	Total
						A	B	C	D	E				
13	2	KAZAKHSTAN (KAZ)									265.4 355.7	13 12	621.1	
	2-1	POLUNIN Maxim	93.6	DSQ 110.5	42.9	17.0	17.5	17.0	17.5	17.0	51.5	0.0 94.4	8	94.4
	2-2	FILIMONOV Stanislav	94.1 94.5	113.5 112.0	48.3 45.6	17.0	17.5	17.0	18.0	17.0	51.5 51.5	99.8 97.1	6 7	196.9
	2-3	KOROBOV Alexander	94.0 94.2	101.5 96.0	26.7 16.8	17.0	17.0	17.0	17.0	16.5	51.0 48.5	77.7 65.3	12 13	143.0
	2-4	GAIDUK Pawel	94.3 93.9	108.0 113.0	38.4 47.4	16.5	17.0	16.0	16.5	16.5	49.5 51.5	87.9 98.9	13 13	186.8

Weather Information									
	Time	Weather	Temp.[°C]		Humid. [%]	Wind[m/s]			
			Air	Snow		Min.	Max.	Avg.	
1st Round	09:30 - 10:19	Mostly Cloudy	-1.0	-6.0	68	0.1	1.2	0.5	
Final Round	10:36 - 11:26	Cloudy	1.0	-3.0	61	0.2	1.8	0.6	

Statistics											
	Group Gate	Falls	Distance[m]			Speed[km/h]			Jumpers / NOCs		
			Min.	Max.	Avg.	Min.	Max.	Avg.	In Starting List	Started	With Results
1st Round	1 - 23	0	95.5	126.0	112.4	92.9	94.5	93.9	52/13	52/13	51/13
	2 - 24	0	105.0	120.0	112.7	93.1	95.2	94.3			
	3 - 25	0	100.0	133.0	118.7	94.0	95.5	94.8			
	4 - 23	0	108.0	131.5	120.3	93.4	94.7	94.2			
Final Round	1 - 23	0	93.5	125.0	110.0	92.4	94.3	93.6	52/13	52/13	52/13
	2 - 25	0	102.0	121.5	111.2	93.2	95.5	94.6			
	3 - 26	0	96.0	126.0	116.1	94.2	95.8	95.1			
	4 - 23	0	113.0	130.0	121.8	93.1	94.5	93.9			

Technical Delegate:  HYVAERINEN Pekka (FIN)	Chief of Competition:  ERICKSON William (USA)
--	---

Legend	National Olympic Committee	Grp	Group
NOC	Minimum	Max.	Maximum
Min.	Average	Assistant TD	Assistant Technical Delegate
Avg.	Assistant Race Director	DSQ	Disqualified
Assistant RD	Temperature	Humid.	Humidity
Temp.			

1st Round Bib 2-1 DSQ: Equipment Violation (Art. 222)



INTERNATIONAL OLYMPIC COMMITTEE

DEPARTMENT OF SPORTS,
OLYMPIC GAMES COORDINATION AND RELATIONS
WITH THE INTERNATIONAL FEDERATIONS

Lausanne, 5 July 2002
Ref. no 1470/2002/KML/dsr

**Re : XIX Olympic Winter Games, Salt Lake City 2002
Athlete disqualification**

Dear Sir or Madam,

Please note that, following decisions taken at its meetings on the occasion of the XIX Olympic Winter Games in Salt Lake City, by means of vote by correspondence dated 21 March 2002 and its meeting of 24-27 May 2002 in Kuala Lumpur (MAS), the IOC Executive Board has disqualified the following athletes from the events of the XIX Olympic Winter Games specified below :

<u>Athlete</u>	<u>Sport / Discipline</u>	<u>Disqualification</u>
Olga DANILOVA (RUS)	Cross Country Skiing	Women's 30km classical cross country skiing event
Larissa LAZUTINA (RUS)	Cross Country Skiing	Women's 30km classical cross country skiing event
Johann MUEHLEGG (ESP)	Cross Country Skiing	Men's 50km classical cross country skiing event
Alain BAXTER (GBR)	Alpine Skiing	Men's slalom alpine skiing event
Vasily PANKOV (BLR)	Ice Hockey	Men's ice hockey bronze medal match
Achim WALCHER (AUT)	Cross Country Skiing	Men's 10km, 10km pursuit and 30km mass start cross country skiing events
Marc MAYER (AUT)	Cross Country Skiing	Men's 10km, 10km pursuit, 50km and 15km sprint cross country skiing events

Thank you for your attention to this information.

Yours sincerely,

Gilbert FELLI
Director, Department of Sports,
Olympic Games Coordination
and IF Relations

C R E D I T S R E M E R C I E M E N T S



Flower Sweepers, Figure Skating, Ladies Short Program

D A V I D B U R N E T T

OFFICIAL TIMER Temporisateur Officiel

S E I K O

OFFICIAL IT PROVIDER IT Fournisseur Officiel

S C H L U M B E R G E R S E M A

GAMES DOCUMENTATION Documentation de Jeux

X E R O X

RESULTS CD-ROM PRODUCER Producteur du CD-ROM Resultas

E D W A R D M I T C H E L L / S L O C

Copyright 2002 SLOC.

No part of this publication may be reproduced in any form without prior written permission of SLOC. Adobe, the Adobe logo, Acrobat, the Acrobat logo, are either registered trademarks or trademarks of Adobe Systems Incorporated in the United States and/or other countries. All rights reserved.

Navigation Navigation