

N O R D I C   C O M B I N E D   C O M B I N E   N O R D I Q U E S E



*Sampa Lajunen (left), FIN, Ronny Ackermann, GER, 7.5 km Sprint Nordic Combined*

---

S H A U N   B O T T E R I L L / G E T T Y   I M A G E S



## Nordic Combined Contents

### General

- Competition Officials
- Results - Individual K90 Official Training 1
- Results - Individual K90 Official Training 2
- Official Communication - Individual K90 Official Training 3

### Competition

- Start List - Individual K90 Final Round
- Results - Individual K90 Final Round
- Results - Individual after Cross-Country Skiing
- Competition Analysis - Individual Cross-Country Skiing
- Results - Individual K90 Official Training 4
- Results - Individual K90 Official Training 5
- Start List Summary - Team K90 Final Round
- Results - Team K90 Final Round
- Results - Team 4x5km
- Competition Analysis - Team Cross-Country Skiing
- Official Communication - Individual K120 Official Training 1
- Results - SPRINT K120 Official Training 2
- Results - SPRINT K120 Official Training 3
- Start List - SPRINT K120 Competition Round
- Results - SPRINT K120 Competition Round
- Results - SPRINT K120 after Cross-Country Skiing
- Competition Analysis - SPRINT K120 Cross-Country Skiing
- Nordic Events Medallists by Event
- Nordic Events Medal Standings



## COMPETITION OFFICIALS / OFFICIELS DE LA COMPÉTITION

UTAH OLYMPIC PARK

As of 06 Feb 2002 / En date du 6 FEV 2002

### Jury - Nordic Combined Ski Jumping

FIS Race Director	WEHLING Ulrich	International Ski Federation (FIS)
Technical Delegate	KUMPOST Roman	Czech Republic (CZE)
Chief of Competition	LAMB Joe	United States of America (USA)

### Jury - Nordic Combined Cross Country

FIS Race Director	WEHLING Ulrich	International Ski Federation (FIS)
Technical Delegate	KUMPOST Roman	Czech Republic (CZE)
Chief of Competition	LAMB Joe	United States of America (USA)
Assistant Technical Delegate	BRUDER Joachim	Germany (GER)
Chief of Course	NELSON Jeff	United States of America (USA)

### Judges

Judge	ASPHAUG Kolbjoern	Norway (NOR)
	AIGMUELLER Gert	Austria (AUT)
	GOETZE Klaus-Dieter	Germany (GER)
	FRELIH Janez	Slovenia (SLO)
	KASAYA Yukio	Japan (JPN)
	LUNDE Randy	United States of America (USA)

### FIS Officials

Chief of Distance Measuring	FORRER Ueli	Switzerland (SUI)
Equipment Controller	WEINBUCH Helmut	Germany (GER)
Assistant Technical Delegate	BRUDER Joachim	Germany (GER)



## RESULTS / RÉSULTATS

### INDIVIDUAL K90 - OFFICIAL TRAINING 1 K90 INDIVIDUEL - 1er ENTRAÎNEMENT OFFICIEL

UTAH OLYMPIC PARK WED 6 FEB 2002 / MER 6 FEV 2002 START TIME / DEBUT 12:35 END TIME / FINI A 14:14

Jury / Competition Management			Judges			Hill Data / Calculation		
Race Director	WEHLING Ulrich	FIS	A	LUNDE Randy	USA	K-Point:		90 m
Technical Delegate	KUMPOST Roman	CZE	B	GOETZE Klaus-Dieter	GER	Meter Value:		2.0 Points/m
Chief of Competition	LAMB Joe	USA	C	AIGMUELLER Gert	AUT	Jury Distance:		101 m
Assistant TD	BRUDER Joachim	GER	D	ASPHAUG Kolbjoern	NOR	Seconds per Point:		5
			E	KASAYA Yukio	JPN	Points per Minute:		12

Bib	Name	NOC Code	1st Round			2nd Round			3rd Round		
			Speed [km/h] Rank	Distance [m] Rank	Gate Rank	Speed [km/h] Rank	Distance [m] Rank	Gate Rank	Speed [km/h] Rank	Distance [m] Rank	Gate Rank
1	DAYTON Matt	USA	87.6 32	84.0 30	19 30	87.7 32	84.0 36	19 36	87.7 29	86.0 33	19 33
2	DEMONG Bill	USA	87.7 27	88.0 13	19 13	87.9 15	89.5 16	19 16	87.9 16	88.0 21	19 21
5	LODWICK Todd	USA	87.9 9	90.0 8	19 8	88.2 2	92.5 6	19 6	88.1 6	92.0 7	19 7
6	SPILLANE Johnny	USA	87.6 32	84.5 29	19 29	87.8 22	85.5 31	19 31	88.0 12	88.0 21	19 21
8	BARANNIKOV Alexej	RUS									
9	FADEEV Alexej	RUS									
10	LYSENIN Vladimir	RUS									
11	STOLJAROV Valerij	RUS									
12	ZVETKOV Alexej	RUS									
13	BIELER Christoph	AUT	87.8 16	89.0 10	19 10	88.2 2	96.0 1	19 1	88.1 6	91.5 8	19 8
14	DENIFL Wilhelm	AUT	88.0 8	91.0 3	19 3	88.2 2	89.5 16	19 16	88.3 3	93.5 4	19 4
15	EUGEN Christoph	AUT	88.3 2	84.0 30	19 30	88.2 2	82.0 43	19 43	88.4 2	85.5 36	19 36
16	GOTTWALD Felix	AUT	87.8 16	88.0 13	19 13	87.8 22	91.0 10	19 10	87.9 16	89.5 15	19 15
17	GRUBER Michael	AUT	87.9 9	89.0 10	19 10	88.1 8	93.0 4	19 4	88.1 6	90.0 12	19 12
18	STECHER Mario	AUT	88.1 5	90.5 5	19 5	87.9 15	92.5 6	19 6	88.1 6	93.5 4	19 4
19	PIKKOR Tambet	EST	87.6 32	82.5 39	19 39	87.7 32	83.0 39	19 39	87.5 41	81.5 43	19 43
20	SALUMAE Jens	EST	87.8 16	87.0 18	19 18	87.9 15	91.0 10	19 10	87.8 24	86.5 31	19 31
21	HARTMANN Andy	SUI	87.4 44	83.0 37	19 37	87.7 32	84.5 35	19 35	87.8 24	86.5 31	19 31
22	HEER Ronny	SUI	87.6 32	91.0 3	19 3	87.5 43	90.0 14	19 14	87.6 34	95.0 1	19 1
23	HURSCHLER Andreas	SUI	87.4 44	82.5 39	19 39	87.4 44	84.0 36	19 36	87.5 41	87.5 25	19 25
24	HURSCHLER Seppi	SUI									
25	RIEDER Ivan	SUI	87.7 27	86.5 22	19 22	87.8 22	86.5 23	19 23	87.5 41	87.0 28	19 28



## RESULTS / RÉSULTATS

### INDIVIDUAL K90 - OFFICIAL TRAINING 1 K90 INDIVIDUEL - 1er ENTRAÎNEMENT OFFICIEL

UTAH OLYMPIC PARK WED 6 FEB 2002 / MER 6 FEV 2002 START TIME / DEBUT 12:35 END TIME / FINI A 14:14

Bib	Name	NOC Code	1st Round			2nd Round			3rd Round		
			Speed [km/h] Rank	Distance [m] Rank	Gate Rank	Speed [km/h] Rank	Distance [m] Rank	Gate Rank	Speed [km/h] Rank	Distance [m] Rank	Gate Rank
26	SCHMID Jan	SUI									
27	BRYNEMO Preben Fjaere	NOR	87.6 32	81.0 44	19 44	87.9 15	80.5 46	19 46	87.9 16	80.0 44	19 44
28	GRAVE Jan Rune	NOR	87.6 32	83.5 35	19 35	87.6 39	86.0 28	19 28	87.9 16	87.5 25	19 25
29	HAMMER Kristian	NOR	87.6 32	84.0 30	19 30	87.6 39	82.5 40	19 40	87.6 34	88.0 21	19 21
30	OESTVIK Lars Andreas	NOR									
31	ROTEVATN Sverre	NOR	87.5 41	82.5 39	19 39	87.4 44	81.5 45	19 45	87.3 46	83.5 41	19 41
32	ZACHARENKO Sergei	BLR	87.1 46	77.0 45	19 45	87.2 47	82.5 40	19 40	87.4 44	83.0 42	19 42
33	ARNOULD Kevin	FRA	87.8 16	85.5 27	19 27	87.8 22	90.0 14	19 14	87.7 29	89.0 18	19 18
34	BAL Nicolas	FRA	87.9 9	82.5 39	19 39	87.9 15	86.5 23	19 23	87.9 16	80.0 44	19 44
35	BAUD Frederic	FRA	87.6 32	84.0 30	19 30	87.7 32	85.5 31	19 31	87.6 34	85.0 37	19 37
36	ROUX Ludovic	FRA	87.7 27	90.5 5	19 5	87.6 39	86.5 23	19 23	87.6 34	89.0 18	19 18
37	JEZERSEK Andrej	SLO									
38	KOBAYASHI Norihito	JPN	87.1 46	86.0 24	19 24	87.3 46	85.0 33	19 33	87.2 47	72.0 47	19 47
39	MORI Satoshi	JPN	87.8 16	88.0 13	19 13	87.9 15	89.5 16	19 16	88.0 12	84.5 39	19 39
40	OGIWARA Kenji	JPN	87.8 16	87.0 18	19 18	88.1 8	90.5 12	19 12	88.0 12	88.0 21	19 21
41	TAKAHASHI Daito	JPN	88.2 3	90.0 8	19 8	88.1 8	93.0 4	19 4	88.3 3	93.5 4	19 4
42	TOMII Gen	JPN	87.8 16	89.0 10	19 10	87.7 32	87.5 20	19 20	87.7 29	89.5 15	19 15
43	KAITAINEN Jouni	FIN									
44	KESKINARKAUS Mikko	FIN	87.9 9	88.0 13	19 13	88.0 13	88.0 19	19 19	87.9 16	90.0 12	19 12
45	LAJUNEN Samppa	FIN	87.5 41	92.0 2	19 2	87.9 15	94.0 3	19 3	88.0 12	95.0 1	19 1
46	MANNINEN Hannu	FIN	88.6 1	86.5 22	19 22	88.3 1	85.0 33	19 33	88.7 1	91.0 9	19 9
47	MANTILA Jari	FIN	87.9 9	87.0 18	19 18	87.7 32	86.0 28	19 28	87.7 29	85.0 37	19 37
48	TALLUS Jaakko	FIN	87.9 9	97.0 1	19 1	87.7 32	95.0 2	19 2	87.6 34	94.5 3	19 3
49	ACKERMANN Ronny	GER	87.7 27	90.5 5	19 5	88.0 13	90.5 12	19 12	87.8 24	89.5 15	19 15
50	GAISER Jens	GER	88.2 3	84.0 30	19 30	88.2 2	86.5 23	19 23	88.2 5	87.5 25	19 25



## RESULTS / RÉSULTATS

### INDIVIDUAL K90 - OFFICIAL TRAINING 1 K90 INDIVIDUEL - 1er ENTRAÎNEMENT OFFICIEL

UTAH OLYMPIC PARK WED 6 FEB 2002 / MER 6 FEV 2002 START TIME / DEBUT 12:35 END TIME / FINI A 14:14

Bib	Name	NOC Code	1st Round			2nd Round			3rd Round		
			Speed [km/h]	Distance [m]	Gate	Speed [km/h]	Distance [m]	Gate	Speed [km/h]	Distance [m]	Gate
			Rank	Rank	Rank	Rank	Rank	Rank	Rank	Rank	Rank
51	HASENEY Sebastian	GER	87.8 16	74.5 47	19 47	87.8 22	80.0 47	19 47	87.4 44	78.0 46	19 46
52	HETTICH Georg	GER	87.9 9	86.0 24	19 24	87.8 22	83.5 38	19 38	87.9 16	89.0 18	19 18
53	HOEHLIG Marcel	GER	87.7 27	85.0 28	19 28	87.8 22	87.0 21	19 21	87.6 34	86.0 33	19 33
54	KIRCHEISEN Bjoern	GER	87.6 32	87.0 18	19 18	88.1 8	92.0 8	19 8	87.9 16	87.0 28	19 28
55	CHURAVY Pavel	CZE	88.1 5	83.0 37	19 37	88.1 8	86.5 23	19 23	88.1 6	90.0 12	19 12
56	HERMANSKY Lukas	CZE	88.1 5	86.0 24	19 24	88.2 2	87.0 21	19 21	88.1 6	90.5 11	19 11
57	KUCERA Milan	CZE	87.5 41	76.0 46	19 46	87.6 39	82.5 40	19 40	87.8 24	91.0 9	19 9
58	RYGL Ladislav	CZE	87.8 16	82.0 43	19 43	87.8 22	82.0 43	19 43	87.6 34	84.0 40	19 40
59	SMEJC Petr	CZE	87.8 16	83.5 35	19 35	87.8 22	86.0 28	19 28	87.7 29	86.0 33	19 33
60	PSENKO Michal	SVK	87.8 16	88.0 13	19 13	87.8 22	92.0 8	19 8	87.8 24	87.0 28	19 28

#### Weather Information

	Time	Weather	Temp.[°C]		Humid. [%]	Wind[m/s]		
			Air	Snow		Min.	Max.	Aver.
1st Round	12:35 - 13:03	Clear	-2.0	-14.0	30	0.1	1.3	0.5
2nd Round	13:10 - 13:38	Clear	-1.0	-11.0	36	0.1	1.4	0.5
3rd Round	13:46 - 14:14	Clear	-3.0	-12.0	29	0.1	1.6	0.6

#### Statistics

	Gate	Falls	Distance[m]			Speed[km/h]			Jumpers / NOCs		
			Min.	Max.	Aver.	Min.	Max.	Aver.	In Starting List	Started	With Results
1st Round	19	0	74.5	97.0	85.8	87.1	88.6	87.7	57/14	47/12	47/12
2nd Round	19	0	80.0	96.0	87.3	87.2	88.3	87.8	57/14	47/12	47/12
3rd Round	19	0	72.0	95.0	87.5	87.2	88.7	87.8	57/14	47/12	47/12

#### NOTE

##### Bolded Line in Gate column:

A bolded line at the "Gate" column indicates a change in gate assignment at this point. The presentation of rankings is calculated only within results achieved from the same gate.

#### LEGEND

**NOC** National Olympic Committee  
**Max.** Maximum  
**Assistant TD** Assistant Technical Delegate  
**Humid.** Humidity

**Min.** Minimum  
**Aver.** Average  
**Temp.** Temperature



## RESULTS / RÉSULTATS

### INDIVIDUAL K90 - OFFICIAL TRAINING 2 K90 INDIVIDUEL - 2e ENTRAÎNEMENT OFFICIEL

UTAH OLYMPIC PARK THU 7 FEB 2002 / JEU 7 FEV 2002 START TIME / DEBUT 08:36 END TIME / FINI A 10:33

Jury / Competition Management			Judges			Hill Data / Calculation		
Race Director	WEHLING Ulrich	FIS	A	LUNDE Randy	USA	K-Point:		90 m
Technical Delegate	KUMPOST Roman	CZE	B	GOETZE Klaus-Dieter	GER	Meter Value:		2.0 Points/m
Chief of Competition	LAMB Joe	USA	C	AIGMUELLER Gert	AUT	Jury Distance:		101 m
Assistant TD	BRUDER Joachim	GER	D	ASPHAUG Kolbjoern	NOR	Seconds per Point:		5
			E	KASAYA Yukio	JPN	Points per Minute:		12

Bib	Name	NOC Code	1st Round			2nd Round			3rd Round		
			Speed [km/h] Rank	Distance [m] Rank	Gate Rank	Speed [km/h] Rank	Distance [m] Rank	Gate Rank	Speed [km/h] Rank	Distance [m] Rank	Gate Rank
13	BIELER Christoph	AUT	88.8 2	85.0 28	20 28	88.5 4	93.5 6	20 6	88.3 6	95.0 1	20 1
14	DENIFL Wilhelm	AUT									
15	EUGEN Christoph	AUT	88.7 5	82.5 39	20 39	88.4 9	86.0 29	20 29	88.6 2	84.5 30	20 30
16	GOTTWALD Felix	AUT	88.4 9	86.5 17	20 17	88.3 11	90.0 10	20 10	88.3 6	91.0 5	20 5
17	GRUBER Michael	AUT	88.1 25	86.0 24	20 24	87.9 33	90.0 10	20 10	88.1 18	86.0 22	20 22
18	STECHER Mario	AUT	88.2 14	87.0 13	20 13	88.4 9	95.0 2	20 2	88.3 6	91.5 3	20 3
19	PIKKOR Tambet	EST	88.0 35	80.5 43	20 43	87.9 33	82.5 45	20 45	88.0 26	81.5 40	20 40
20	SALUMAE Jens	EST	88.5 6	89.0 7	20 7	87.9 33	92.5 7	20 7	88.2 13	90.5 7	20 7
21	HARTMANN Andy	SUI	88.0 35	84.5 29	20 29	87.9 33	83.0 43	20 43	88.0 26	81.5 40	20 40
22	HEER Ronny	SUI	87.9 41	86.5 17	20 17	88.1 25	94.5 3	20 3	88.1 18	91.5 3	20 3
23	HURSCHLER Andreas	SUI	87.7 49	77.5 50	20 50	87.6 50	86.0 29	20 29	87.6 49	77.0 52	20 52
24	HURSCHLER Seppi	SUI	88.1 25	84.5 29	20 29	87.9 33	85.5 35	20 35	88.1 18	82.0 37	20 37
25	RIEDER Ivan	SUI	87.8 44	78.0 49	20 49	87.6 50	84.5 39	20 39	87.9 31	81.0 44	20 44
26	SCHMID Jan	SUI	87.8 44	84.0 34	20 34	87.9 33	89.0 15	20 15	87.9 31	83.5 34	20 34
27	BRYNEMO Preben Fjaere	NOR	88.1 25	75.0 53	20 53	88.5 4	83.0 43	20 43	88.2 13	81.5 40	20 40
28	GRAVE Jan Rune	NOR	88.0 35	86.5 17	20 17	88.3 11	90.0 10	20 10	88.1 18	88.5 13	20 13
29	HAMMER Kristian	NOR	87.7 49	80.0 46	20 46	87.8 44	83.5 40	20 40	87.8 37	89.0 12	20 12
30	OESTVIK Lars Andreas	NOR	87.7 49	77.0 51	20 51	87.9 33	79.5 51	20 51	87.7 45	82.0 37	20 37
31	ROTEVATN Sverre	NOR	88.0 35	83.0 38	20 38	88.1 25	88.5 18	20 18	87.8 37	88.0 14	20 14
32	ZACHARENKO Sergei	BLR	87.8 44	80.5 43	20 43	87.5 53	83.5 40	20 40	87.4 50	78.5 51	20 51
33	ARNOULD Kevin	FRA	88.0 35	82.0 40	20 40	88.1 25	87.0 26	20 26	87.9 31	86.0 22	20 22
34	BAL Nicolas	FRA	88.1 25	81.5 42	20 42	88.0 30	86.0 29	20 29	88.1 18	81.0 44	20 44



## RESULTS / RÉSULTATS

INDIVIDUAL K90 - OFFICIAL TRAINING 2  
K90 INDIVIDUEL - 2e ENTRAÎNEMENT OFFICIEL

UTAH OLYMPIC PARK THU 7 FEB 2002 / JEU 7 FEV 2002 START TIME / DEBUT 08:36 END TIME / FINI A 10:33

Bib	Name	NOC Code	1st Round			2nd Round			3rd Round		
			Speed [km/h] Rank	Distance [m] Rank	Gate Rank	Speed [km/h] Rank	Distance [m] Rank	Gate Rank	Speed [km/h] Rank	Distance [m] Rank	Gate Rank
35	BAUD Frederic	FRA	88.2 14	84.0 34	20 34	87.9 33	86.0 29	20 29	87.8 37	81.0 44	20 44
36	ROUX Ludovic	FRA	87.9 41	87.5 11	20 11	87.8 44	89.0 15	20 15	87.7 45	86.0 22	20 22
37	JEZERSEK Andrej	SLO	88.1 25	84.0 34	20 34	88.2 14	85.5 35	20 35	88.2 13	86.5 19	20 19
38	KOBAYASHI Norihito	JPN	87.3 53	82.0 40	20 40	87.8 44	86.0 29	20 29	87.4 50	85.5 26	20 26
39	MORI Satoshi	JPN	88.2 14	87.0 13	20 13	88.0 30	88.0 20	20 20	87.8 37	90.5 7	20 7
40	OGIWARA Kenji	JPN	88.2 14	87.5 11	20 11	88.3 11	88.5 18	20 18	87.8 37	86.5 19	20 19
41	TAKAHASHI Daito	JPN	88.4 9	93.0 2	20 2	88.5 4	94.5 3	20 3	88.2 13	93.5 2	20 2
42	TOMII Gen	JPN	87.9 41	86.5 17	20 17	88.2 14	88.0 20	20 20	87.9 31	84.0 32	20 32
43	KAITAINEN Jouni	FIN									
44	KESKINARKAUS Mikko	FIN	88.2 14	92.5 3	20 3	88.6 2	90.5 9	20 9	88.1 18	85.5 26	20 26
45	LAJUNEN Samppa	FIN									
46	MANNINEN Hannu	FIN	88.8 2	88.0 8	20 8	88.9 1	77.5 52	20 52	88.8 1	80.0 48	20 48
47	MANTILA Jari	FIN	88.2 14	87.0 13	20 13	87.9 33	87.5 23	20 23	88.2 13	84.5 30	20 30
48	TALLUS Jaakko	FIN	88.1 25	95.0 1	20 1	87.8 44	96.0 1	20 1			
49	ACKERMANN Ronny	GER	88.2 14	86.0 24	20 24	88.2 14	94.0 5	20 5	88.3 6	90.0 9	20 9
50	GAISER Jens	GER	88.9 1	88.0 8	20 8	88.5 4	89.0 15	20 15	88.6 2	87.0 16	20 16
51	HASENEY Sebastian	GER	87.8 44	80.0 46	20 46	88.0 30	83.5 40	20 40	87.9 31	82.5 36	20 36
52	HETTICH Georg	GER	88.2 14	84.5 29	20 29	87.9 33	88.0 20	20 20	88.0 26	85.5 26	20 26
53	HOEHLIG Marcel	GER	88.1 25	86.5 17	20 17	88.2 14	86.5 28	20 28	87.9 31	89.5 11	20 11
54	KIRCHEISEN Bjoern	GER	88.1 25	87.0 13	20 13	88.2 14	89.5 14	20 14	88.0 26	87.5 15	20 15
55	CHURAVY Pavel	CZE	88.3 11	88.0 8	20 8	88.1 25	87.5 23	20 23	88.3 6	90.0 9	20 9
56	HERMANSKY Lukas	CZE	88.8 2	90.5 4	20 4	88.6 2	90.0 10	20 10	88.4 5	86.5 19	20 19
57	KUCERA Milan	CZE	88.2 14	83.5 37	20 37	88.2 14	81.5 46	20 46	88.3 6	81.0 44	20 44
58	RYGL Ladislav	CZE	88.1 25	78.5 48	20 48	87.9 33	81.0 50	20 50	88.1 18	79.0 50	20 50
59	SMEJC Petr	CZE	88.3 11	85.5 27	20 27	88.5 4	85.5 35	20 35	88.5 4	81.5 40	20 40





## RESULTS / RÉSULTATS

### INDIVIDUAL K90 - OFFICIAL TRAINING 2 K90 INDIVIDUEL - 2e ENTRAÎNEMENT OFFICIEL

UTAH OLYMPIC PARK THU 7 FEB 2002 / JEU 7 FEV 2002 START TIME / DEBUT 08:36 END TIME / FINI A 10:33

Bib	Name	NOC Code	1st Round			2nd Round			3rd Round		
			Speed [km/h] Rank	Distance [m] Rank	Gate Rank	Speed [km/h] Rank	Distance [m] Rank	Gate Rank	Speed [km/h] Rank	Distance [m] Rank	Gate Rank
60	PSENKO Michal	SVK	88.3 11	86.5 17	20 17	88.2 14	87.5 23	20 23	87.8 37	86.0 22	20 22
1	DAYTON Matt	USA	88.2 14	84.5 29	20 29	87.8 44	81.5 46	20 46	87.8 37	87.0 16	20 16
2	DEMONG Bill	USA	88.5 6	90.5 4	20 4	88.2 14	92.5 7	20 7	88.1 18	91.0 5	20 5
5	LODWICK Todd	USA	88.5 6	89.5 6	20 6	88.2 14	86.0 29	20 29	88.3 6	87.0 16	20 16
6	SPILLANE Johnny	USA	88.0 35	86.0 24	20 24	88.1 25	87.0 26	20 26	87.7 45	83.5 34	20 34
8	BARANNIKOV Alexej	RUS	88.1 25	84.5 29	20 29	88.2 14	85.0 38	20 38	88.0 26	85.0 29	20 29
9	FADEEV Alexej	RUS	88.2 14	86.5 17	20 17	88.2 14	81.5 46	20 46	87.7 45	84.0 32	20 32
10	LYSENIN Vladimir	RUS	87.3 53	76.5 52	20 52	87.6 50	76.0 53	20 53	87.4 50	79.5 49	20 49
11	STOLJAROV Valerij	RUS	87.8 44	67.5 54	20 54	87.8 44	69.0 54	20 54	87.8 37	73.0 53	20 53
12	ZVETKOV Alexej	RUS	87.4 52	80.5 43	20 43	87.4 54	81.5 46	20 46	87.4 50	82.0 37	20 37

#### Weather Information

	Time	Weather	Temp.[°C]		Humid. [%]	Wind[m/s]		
			Air	Snow		Min.	Max.	Aver.
1st Round	08:36 - 09:10	Partly Cloudy	-5.0	-15.0	34	0.3	1.8	0.8
2nd Round	09:19 - 09:50	Partly Cloudy	-4.0	-14.0	41	0.2	1.8	0.8
3rd Round	10:02 - 10:33	Partly Cloudy	-3.0	-13.0	32	0.1	1.4	0.7

#### Statistics

	Gate	Falls	Distance[m]			Speed[km/h]			Jumpers / NOCs		
			Min.	Max.	Aver.	Min.	Max.	Aver.	In Starting List	Started	With Results
1st Round	20	2	67.5	95.0	84.4	87.3	88.9	88.1	57/14	54/14	54/14
2nd Round	20	2	69.0	96.0	86.5	87.4	88.9	88.0	57/14	54/14	54/14
3rd Round	20	0	73.0	95.0	85.1	87.4	88.8	88.0	57/14	53/14	53/14

#### NOTE

##### Bolded Line in Gate column:

A bolded line at the "Gate" column indicates a change in gate assignment at this point. The presentation of rankings is calculated only within results achieved from the same gate.

#### LEGEND

**NOC** National Olympic Committee  
**Max.** Maximum  
**Assistant TD** Assistant Technical Delegate  
**Humid.** Humidity

**Min.** Minimum  
**Aver.** Average  
**Temp.** Temperature

**OFFICIAL COMMUNICATION / COMMUNIQUÉ OFFICIEL**

INDIVIDUAL K90 OFFICIAL TRAINING 3  
K90 INDIVIDUEL, ENTRAÎNEMENT OFFICIEL, 3E JOUR

UTAH OLYMPIC PARK   FRI 8 FEB 2002 / VEN 8 FEV 2002   ISSUE TIME / TEMPS D'ISSUE 11:04

**Schedule**

Communication Number: 2

The Jury has decided that the Nordic Combined Official Training 3 scheduled for Friday February 8, 2002 at 12:30 is cancelled due to weather conditions.

The Team Leaders must turn in their entry form for the K90 Individual competition no later than 13:00 today - Friday February 8, 2002 at either the Athlete's Lounge or the Competition Management Building.

Due to the schedule change, today's Team Captains Meeting has been moved from Friday February 8, 2002 at 17:30 to Friday February 8, 2002 at 13:30 at the Day Lodge.

**Issued by:** WEHLING Ulrich, FIS Race Director

**For more details contact:** Competition Management



## START LIST / LISTE DE DÉPART

### INDIVIDUAL K90 - FINAL ROUND K90 INDIVIDUEL - MANCHE FINALE

UTAH OLYMPIC PARK SAT 9 FEB 2002 / SAM 9 FEV 2002 START TIME / DEBUT 11:10

Jury / Competition Management			Judges			Hill Data / Calculation		
Race Director	WEHLING Ulrich	FIS	A	LUNDE Randy	USA	K-Point:		90 m
Technical Delegate	KUMPOST Roman	CZE	B	GOETZE Klaus-Dieter	GER	Meter Value:		2.0 Points/m
Chief of Competition	LAMB Joe	USA	C	AIGMUELLER Gert	AUT	Jury Distance:		101 m
Assistant TD	BRUDER Joachim	GER	D	ASPHAUG Kolbjoern	NOR	Seconds per Point:		5
			E	KASAYA Yukio	JPN	Points per Minute:		12

Start Ord.	Bib	Name	NOC Code	1st Round					Points	Rank	Remarks		
				Speed [km/h]	Distance [m]	Judges Marks							
				A	B	C	D	E					
1	19	RIEDER Ivan	SUI	85.6	78.0	16.5	16.5	16.0	16.5	16.0	85.0	45	
2	16	HURSCHLER Andreas	SUI	85.1	78.5	17.0	16.5	16.5	16.5	16.5	86.5	44	
3	11	ROTEVATN Sverre	NOR	85.3	81.0	16.5	16.5	16.5	17.0	16.5	91.5	43	
4	1	ZACHARENKO Sergei	BLR	85.5	81.0	17.0	17.0	17.5	18.0	17.5	94.0	42	
5	18	ROUX Ludovic	FRA	85.2	82.0	17.0	17.0	17.0	16.5	17.0	95.0	40	
6	20	RYGL Ladislav	CZE	86.1	82.0	17.0	17.0	17.0	17.0	16.5	95.0	40	
7	2	LYSENIN Vladimir	RUS	85.7	83.5	17.5	17.5	17.5	17.5	18.0	99.5	39	
8	35	HASENEY Sebastian	GER	85.7	84.5	17.0	18.0	17.0	17.0	17.0	100.0	38	
9	14	SPILLANE Johnny	USA	85.2	85.0	18.0	17.5	17.5	17.5	17.0	102.5	37	
10	15	BAL Nicolas	FRA	86.0	85.0	17.5	18.0	18.0	17.0	17.5	103.0	36	
11	25	BRYNEMO Preben Fjaere	NOR	85.9	85.5	17.5	17.0	17.5	17.5	18.0	103.5	35	
12	4	ZVETKOV Alexej	RUS	85.4	85.0	18.0	18.0	17.5	18.0	18.0	104.0	33	
13	23	DAYTON Matt	USA	85.7	85.5	17.0	18.0	17.5	17.5	18.0	104.0	33	
14	30	HEER Ronny	SUI	85.9	86.0	18.0	17.5	17.5	17.5	18.0	105.0	32	
15	31	HETTICH Georg	GER	86.0	86.5	17.5	18.0	17.5	17.0	17.5	105.5	31	
16	21	GRAVE Jan Rune	NOR	86.2	87.5	18.0	17.0	17.5	16.5	17.5	107.0	30	
17	38	KESKINARKAUS Mikko	FIN	85.8	87.0	18.0	18.0	18.0	18.0	18.0	108.0	29	
18	17	BAUD Frederic	FRA	85.7	87.5	18.0	18.5	18.0	17.5	17.0	108.5	28	
19	7	KUCERA Milan	CZE	86.4	88.5	17.5	17.5	16.5	17.0	18.0	109.0	27	
20	24	MORI Satoshi	JPN	85.4	87.0	18.5	18.5	18.0	18.5	18.5	109.5	26	
21	3	PIKKOR Tabet	EST	85.8	88.0	18.0	18.0	18.0	17.5	18.0	110.0	24	
22	28	TOMII Gen	JPN	85.5	88.0	18.0	18.0	18.0	18.0	18.5	110.0	24	
23	10	SALUMAE Jens	EST	85.8	91.0	16.0	17.0	15.5	16.0	17.0	111.0	23	
24	5	JEZERSEK Andrej	SLO	86.0	89.0	17.5	18.0	18.5	17.5	18.0	111.5	21	
25	29	EUGEN Christoph	AUT	86.5	89.0	18.0	18.0	18.0	17.5	17.5	111.5	21	
26	36	MANNINEN Hannu	FIN	86.4	89.5	18.5	17.5	17.5	17.5	18.0	112.0	20	
27	9	SMEJC Petr	CZE	85.9	90.0	17.0	17.5	18.0	18.0	18.0	113.5	19	
28	27	CHURAVY Pavel	CZE	85.5	90.5	18.0	17.5	18.0	16.5	17.5	114.0	18	
29	6	BARANNIKOV Alexej	RUS	85.9	91.0	18.0	18.0	17.5	17.0	17.5	115.0	16	
30	13	FADEEV Alexej	RUS	85.6	90.0	18.0	18.5	18.5	18.0	18.5	115.0	16	
31	33	KIRCHEISEN Bjoern	GER	86.3	91.5	17.5	18.0	17.5	17.5	17.5	115.5	15	
32	45	GOTTWALD Felix	AUT	86.4	90.5	18.5	18.5	19.0	18.0	18.0	116.0	14	
33	8	PSENKO Michal	SVK	86.0	91.5	18.0	18.0	18.0	18.5	18.0	117.0	12	
34	26	OGIWARA Kenji	JPN	85.9	90.0	19.5	19.0	19.0	19.0	18.5	117.0	12	
35	22	ARNOULD Kevin	FRA	86.0	91.5	19.0	18.0	18.0	18.0	18.5	117.5	10	
36	32	HAMMER Kristian	NOR	85.9	92.0	18.0	17.5	18.0	18.0	17.5	117.5	10	
37	37	DEMONG Bill	USA	86.0	91.0	19.0	19.0	18.5	18.5	18.5	118.0	7	
38	41	TAKAHASHI Daito	JPN	86.2	91.5	18.0	18.5	18.5	18.0	18.5	118.0	7	
39	42	LODWICK Todd	USA	86.2	91.5	18.0	18.5	18.5	18.5	18.0	118.0	7	
40	12	HARTMANN Andy	SUI	85.8	93.5	17.5	18.0	18.0	18.0	17.5	120.5	6	
41	44	ACKERMANN Ronny	GER	86.1	96.0	18.0	18.5	17.5	17.0	18.0	125.5	5	
42	34	BIELER Christoph	AUT	86.4	97.0	18.5	18.5	19.0	18.5	18.0	129.5	4	
43	40	STECHEM Mario	AUT	86.3	97.0	18.5	19.0	19.0	18.5	18.0	130.0	3	
44	43	LAJUNEN Sampsa	FIN	85.8	97.0	20.0	19.5	19.0	19.0	19.0	131.5	2	
45	39	TALLUS Jaakko	FIN	85.9	100.5	19.0	19.5	19.5	19.5	19.5	139.5	1	



## START LIST / LISTE DE DÉPART

INDIVIDUAL K90 - FINAL ROUND  
K90 INDIVIDUEL - MANCHE FINALE

UTAH OLYMPIC PARK   SAT 9 FEB 2002 / SAM 9 FEV 2002   START TIME / DEBUT 11:10

<b>LEGEND</b>			
<b>NOC</b>	National Olympic Committee	<b>Ord.</b>	Order
<b>Assistant TD</b>	Assistant Technical Delegate		



## RESULTS / RÉSULTATS

### INDIVIDUAL K90 - FINAL ROUND K90 INDIVIDUEL - MANCHE FINALE

UTAH OLYMPIC PARK SAT 9 FEB 2002 / SAM 9 FEV 2002 START TIME / DEBUT 10:00 END TIME / FINI A 12:18

Jury / Competition Management				Judges			Hill Data / Calculation		
Race Director	WEHLING Ulrich	FIS	A	LUNDE Randy	USA	K-Point:	90 m		
Technical Delegate	KUMPOST Roman	CZE	B	GOETZE Klaus-Dieter	GER	Meter Value:	2.0 Points/m		
Chief of Competition	LAMB Joe	USA	C	AIGMUELLER Gert	AUT	Jury Distance:	101 m		
Assistant TD	BRUDER Joachim	GER	D	ASPHAUG Kolbjoern	NOR	Seconds per Point:	5		
			E	KASAYA Yukio	JPN	Points per Minute:	12		

Rank	Bib	Name	NOC Code	Speed [km/h]	Distance [m]	Distance Points	Judges Marks					Judges Points	Round Total	Round Rank	Total/ Time Diff.
							A	B	C	D	E				
1	39	TALLUS Jaakko	FIN	85.9	100.5	81.0	19.0	19.5	19.5	19.5	19.5	58.5	139.5	1	267.5
				86.5	95.5	71.0	19.0	19.0	19.5	19.0	19.0	57.0	128.0	2	0:00
2	40	STECHEER Mario	AUT	86.3	97.0	74.0	18.5	19.0	19.0	18.5	18.0	56.0	130.0	3	258.0
				86.9	96.5	73.0	18.0	19.0	19.0	18.0	18.0	55.0	128.0	2	+0:48
3	43	LAJUNEN Samppa	FIN	85.8	97.0	74.0	20.0	19.5	19.0	19.0	19.0	57.5	131.5	2	257.0
				86.3	95.0	70.0	18.5	18.5	18.5	18.5	18.0	55.5	125.5	4	+0:53
4	34	BIELER Christoph	AUT	86.4	97.0	74.0	18.5	18.5	19.0	18.5	18.0	55.5	129.5	4	255.0
				87.0	95.0	70.0	17.0	19.0	19.0	18.5	18.0	55.5	125.5	4	+1:03
5	44	ACKERMANN Ronny	GER	86.1	96.0	72.0	18.0	18.5	17.5	17.0	18.0	53.5	125.5	5	254.0
				86.6	96.0	72.0	19.5	18.5	19.0	18.0	19.0	56.5	128.5	1	+1:08
6	41	TAKAHASHI Daito	JPN	86.2	91.5	63.0	18.0	18.5	18.5	18.0	18.5	55.0	118.0	7	243.5
				86.9	94.5	69.0	18.5	19.0	19.0	18.5	19.0	56.5	125.5	4	+2:00
7	42	LODWICK Todd	USA	86.2	91.5	63.0	18.0	18.5	18.5	18.5	18.0	55.0	118.0	7	240.5
				86.6	92.5	65.0	19.5	19.0	19.5	19.0	19.0	57.5	122.5	8	+2:15
8	37	DEMONG Bill	USA	86.0	91.0	62.0	19.0	19.0	18.5	18.5	18.5	56.0	118.0	7	239.5
				86.7	92.5	65.0	19.0	18.5	19.5	18.5	19.0	56.5	121.5	9	+2:20
9	22	ARNOULD Kevin	FRA	86.0	91.5	63.0	19.0	18.0	18.0	18.0	18.5	54.5	117.5	10	236.5
				86.3	92.0	64.0	19.0	18.5	18.5	18.0	18.0	55.0	119.0	10	+2:35
9	12	HARTMANN Andy	SUI	85.8	93.5	67.0	17.5	18.0	18.0	18.0	17.5	53.5	120.5	6	236.5
				86.4	91.0	62.0	18.0	18.0	18.0	18.0	18.0	54.0	116.0	14	+2:35
11	45	GOTTWALD Felix	AUT	86.4	90.5	61.0	18.5	18.5	19.0	18.0	18.0	55.0	116.0	14	235.0
				87.2	92.0	64.0	18.5	18.5	18.5	18.0	18.0	55.0	119.0	10	+2:43
12	28	TOMII Gen	JPN	85.5	88.0	56.0	18.0	18.0	18.0	18.0	18.5	54.0	110.0	24	234.5
				86.2	94.5	69.0	18.5	18.5	18.0	18.5	18.5	55.5	124.5	7	+2:45
13	26	OGIWARA Kenji	JPN	85.9	90.0	60.0	19.5	19.0	19.0	19.0	18.5	57.0	117.0	12	233.0
				86.6	90.0	60.0	18.5	18.5	19.0	18.5	19.0	56.0	116.0	14	+2:53
14	33	KIRCHEISEN Bjoern	GER	86.3	91.5	63.0	17.5	18.0	17.5	17.5	17.5	52.5	115.5	15	232.0
				86.7	91.5	63.0	17.5	18.0	18.5	17.5	18.0	53.5	116.5	13	+2:58
14	8	PSENKO Michal	SVK	86.0	91.5	63.0	18.0	18.0	18.0	18.5	18.0	54.0	117.0	12	232.0
				86.7	89.5	59.0	18.5	19.0	19.0	18.5	18.0	56.0	115.0	17	+2:58
16	27	CHURAVY Pavel	CZE	85.5	90.5	61.0	18.0	17.5	18.0	16.5	17.5	53.0	114.0	18	228.5
				86.6	91.0	62.0	17.0	18.0	17.5	17.5	17.5	52.5	114.5	18	+3:15
17	6	BARANNIKOV Alexej	RUS	85.9	91.0	62.0	18.0	18.0	17.5	17.0	17.5	53.0	115.0	16	227.0
				86.7	89.0	58.0	18.0	18.5	18.0	18.0	18.0	54.0	112.0	21	+3:23
18	29	EUGEN Christoph	AUT	86.5	89.0	58.0	18.0	18.0	18.0	17.5	17.5	53.5	111.5	21	224.5
				87.2	89.0	58.0	18.5	18.5	18.5	18.0	18.0	55.0	113.0	20	+3:35
19	9	SMEJC Petr	CZE	85.9	90.0	60.0	17.0	17.5	18.0	18.0	18.0	53.5	113.5	19	223.5
				87.1	88.0	56.0	18.0	18.0	18.0	18.0	18.0	54.0	110.0	25	+3:40
19	5	JEZERSEK Andrej	SLO	86.0	89.0	58.0	17.5	18.0	18.5	17.5	18.0	53.5	111.5	21	223.5
				86.7	89.0	58.0	18.0	18.0	18.0	18.0	18.0	54.0	112.0	21	+3:40
21	30	HEER Ronny	SUI	85.9	86.0	52.0	18.0	17.5	17.5	17.5	18.0	53.0	105.0	32	222.0
				86.2	91.5	63.0	18.0	18.0	18.5	17.5	18.0	54.0	117.0	12	+3:48
22	36	MANNINEN Hannu	FIN	86.4	89.5	59.0	18.5	17.5	17.5	17.5	18.0	53.0	112.0	20	221.5
				87.4	89.5	59.0	17.0	17.0	18.0	16.5	16.5	50.5	109.5	26	+3:50



## RESULTS / RÉSULTATS

### INDIVIDUAL K90 - FINAL ROUND K90 INDIVIDUEL - MANCHE FINALE

UTAH OLYMPIC PARK SAT 9 FEB 2002 / SAM 9 FEV 2002 START TIME / DEBUT 10:00 END TIME / FINI A 12:18

Rank	Bib	Name	NOC Code	Speed [km/h]	Distance [m]	Distance Points	Judges Marks					Judges Points	Round Total	Round Rank	Total/Time Diff.
							A	B	C	D	E				
22	32	HAMMER Kristian	NOR	85.9 85.9	92.0 86.0	64.0 52.0	18.0	17.5	18.0	18.0	17.5	53.5 52.0	117.5 104.0	10 32	221.5 +3:50
22	24	MORI Satoshi	JPN	85.4 86.3	87.0 89.0	54.0 58.0	18.5	18.5	18.0	18.5	18.5	55.5 54.0	109.5 112.0	26 21	221.5 +3:50
25	10	SALUMAE Jens	EST	85.8 86.3	91.0 88.5	62.0 57.0	16.0	17.0	15.5	16.0	17.0	49.0 52.5	111.0 109.5	23 26	220.5 +3:55
26	14	SPILLANE Johnny	USA	85.2 86.0	85.0 90.5	50.0 61.0	18.0	17.5	17.5	17.5	17.0	52.5 54.5	102.5 115.5	37 16	218.0 +4:08
27	15	BAL Nicolas	FRA	86.0 86.7	85.0 89.5	50.0 59.0	17.5	18.0	18.0	17.0	17.5	53.0 54.5	103.0 113.5	36 19	216.5 +4:15
28	13	FADEEV Alexej	RUS	85.6 86.5	90.0 85.0	60.0 50.0	18.0	18.5	18.5	18.0	18.5	55.0 49.5	115.0 99.5	16 38	214.5 +4:25
29	3	PIKKOR Tabet	EST	85.8 86.4	88.0 85.0	56.0 50.0	18.0	18.0	18.0	17.5	18.0	54.0 53.0	110.0 103.0	24 34	213.0 +4:33
30	25	BRYNEMO Preben Fjaere	NOR	85.9 86.7	85.5 88.0	51.0 56.0	17.5	17.0	17.5	17.5	18.0	52.5 52.5	103.5 108.5	35 28	212.0 +4:38
30	4	ZVETKOV Alexej	RUS	85.4 85.7	85.0 87.0	50.0 54.0	18.0	18.0	17.5	18.0	18.0	54.0 54.0	104.0 108.0	33 29	212.0 +4:38
32	31	HETTICH Georg	GER	86.0 86.6	86.5 85.5	53.0 51.0	17.5	18.0	17.5	17.0	17.5	52.5 53.0	105.5 104.0	31 32	209.5 +4:50
32	23	DAYTON Matt	USA	85.7 86.2	85.5 87.0	51.0 54.0	17.0	18.0	17.5	17.5	18.0	53.0 51.5	104.0 105.5	33 31	209.5 +4:50
34	38	KESKINARKAUS Mikko	FIN	85.8 87.0	87.0 84.5	54.0 49.0	18.0	18.0	18.0	18.0	18.0	54.0 52.0	108.0 101.0	29 36	209.0 +4:53
35	21	GRAVE Jan Rune	NOR	86.2 86.8	87.5 84.0	55.0 48.0	18.0	17.0	17.5	16.5	17.5	52.0 52.0	107.0 100.0	30 37	207.0 +5:03
36	17	BAUD Frederic	FRA	85.7 86.6	87.5 83.0	55.0 46.0	18.0	18.5	18.0	17.5	17.0	53.5 51.5	108.5 97.5	28 41	206.0 +5:08
37	18	ROUX Ludovic	FRA	85.2 86.5	82.0 87.5	44.0 55.0	17.0	17.0	17.0	16.5	17.0	51.0 52.0	95.0 107.0	40 30	202.0 +5:28
38	35	HASENEY Sebastian	GER	85.7 86.2	84.5 84.5	49.0 49.0	17.0	18.0	17.0	17.0	17.0	51.0 50.0	100.0 99.0	38 39	199.0 +5:43
39	16	HURSCHLER Andreas	SUI	85.1 86.4	78.5 90.0	37.0 60.0	17.0	16.5	16.5	16.5	16.5	49.5 51.5	86.5 111.5	44 24	198.0 +5:48
40	2	LYSENIN Vladimir	RUS	85.7 86.2	83.5 82.0	47.0 44.0	17.5	17.5	17.5	17.5	18.0	52.5 51.5	99.5 95.5	39 42	195.0 +6:03
41	20	RYGL Ladislav	CZE	86.1 86.4	82.0 82.0	44.0 44.0	17.0	17.0	17.0	17.0	16.5	51.0 50.5	95.0 94.5	40 43	189.5 +6:30
41	11	ROTEVATN Sverre	NOR	85.3 86.1	81.0 83.5	42.0 47.0	16.5	16.5	16.5	17.0	16.5	49.5 51.0	91.5 98.0	43 40	189.5 +6:30
43	19	RIEDER Ivan	SUI	85.6 86.7	78.0 84.5	36.0 49.0	16.5	16.5	16.0	16.5	16.0	49.0 52.5	85.0 101.5	45 35	186.5 +6:45
44	7	KUCERA Milan	CZE	86.4 87.4	88.5 83.0	57.0 46.0	17.5	17.5	16.5	17.0	18.0	52.0 27.0	109.0 73.0	27 45	182.0 +7:08
45	1	ZACHARENKO Sergei	BLR	85.5 86.2	81.0 76.5	42.0 33.0	17.0	17.0	17.5	18.0	17.5	52.0 44.5	94.0 77.5	42 44	171.5 +8:00





## RESULTS / RÉSULTATS

### INDIVIDUAL K90 - FINAL ROUND K90 INDIVIDUEL - MANCHE FINALE

UTAH OLYMPIC PARK   SAT 9 FEB 2002 / SAM 9 FEV 2002   START TIME / DEBUT 10:00   END TIME / FINI A 12:18

Weather Information									
	Time	Weather	Temp.[°C]		Humid.	Wind[m/s]			
			Air	Snow	[%]	Min.	Max.	Aver.	
1st Round	10:00 - 10:47	Clear	-7.0	-13.0	69	0.4	3.4	2.0	
Final Round	11:28 - 12:18	Clear	-6.0	-11.0	55	0.4	3.6	1.9	

Statistics											
	Gate	Falls	Distance[m]			Speed[km/h]			Jumpers / NOCs		
			Min.	Max.	Aver.	Min.	Max.	Aver.	In Starting List	Started	With Results
1st Round	15	0	78.0	100.5	88.5	85.1	86.5	85.8	45/14	45/14	45/14
Final Round	17	1	76.5	96.5	88.6	85.7	87.4	86.5	45/14	45/14	45/14

Technical Delegate:  <b>KUMPOST Roman (CZE)</b>	Chief of Competition:  <b>LAMB Joe (USA)</b>
--	--

#### NOTES

##### How point scores are calculated:

An athlete is awarded 60 points for jumping the K-point distance. For every meter more or less than the K-point, a competitor has 2.0 points added or subtracted from his total. In addition, competitors are awarded points for style (for flight and landing) up to a maximum of 20 per judge. Five judges score each jump, with the highest and lowest scores disregarded and the scores of the other three aggregated and added to the competitor's points for distance.

##### Calculation of the Time Difference in Individual Events:

The amount of time that a competitor must wait before starting is calculated by converting the number of points behind into time. Each point behind is equivalent to 5 seconds of wait time, 12 points behind means a competitor starts one minute later than the competitor in front of him.

#### LEGEND

<b>NOC</b>	National Olympic Committee	<b>Diff.</b>	Time Difference
<b>Min.</b>	Minimum	<b>Max.</b>	Maximum
<b>Aver.</b>	Average	<b>Assistant TD</b>	Assistant Technical Delegate
<b>Temp.</b>	Temperature	<b>Humid.</b>	Humidity



## RESULTS / RÉSULTATS

INDIVIDUAL 15 km  
15 km INDIVIDUEL

SOLDIER HOLLOW SUN 10 FEB 2002 / DIM 10 FEV 2002 START TIME / DEBUT 09:00 END TIME / FINI A 09:49

Jury			Course Information	
Race Director	WEHLING Ulrich	FIS	Course Name:	Olympic 5 km - A
Technical Delegate	KUMPOST Roman	CZE	Height Difference:	76 m
Assistant Technical Delegate	BRUDER Joachim	GER	Maximum Climb:	41 m
Chief of Competition	LAMB Joe	USA	Total Climb:	196 m
Chief of Course	NELSON Jeff	USA	Length of Lap:	5 000 m
			Number of Laps:	3

Rank	Bib	Name	NOC Code	Points	Jump Rk.	Time Difference	Cross Country Time	Rk.	Time Behind
1	3	LAJUNEN Samppa	FIN	257.0	3	0:53	38:18.7	6	39:11.7
2	1	TALLUS Jaakko	FIN	267.5	1	0:00	39:36.4	20	+24.7
3	11	GOTTWALD Felix	AUT	235.0	11	2:43	37:23.5	1	+54.8
4	5	ACKERMANN Ronny	GER	254.0	5	1:08	39:19.8	18	+1:16.1
5	14	KIRCHEISEN Bjoern	GER	232.0	14	2:58	37:57.9	5	+1:44.2
6	2	STECHEM Mario	AUT	258.0	2	0:48	40:42.8	31	+2:19.1
7	7	LODWICK Todd	USA	240.5	7	2:15	39:24.4	19	+2:27.7
8	23	HAMMER Kristian	NOR	221.5	22	3:50	37:50.8	3	+2:29.1
9	10	HARTMANN Andy	SUI	236.5	9	2:35	39:07.3	14	+2:30.6
10	27	BAL Nicolas	FRA	216.5	27	4:15	37:28.3	2	+2:31.6
11	13	OGIWARA Kenji	JPN	233.0	13	2:53	38:52.6	11	+2:33.9
12	6	TAKAHASHI Daito	JPN	243.5	6	2:00	40:01.2	26	+2:49.5
13	20	JEZERSEK Andrej	SLO	223.5	19	3:40	38:22.9	8	+2:51.2
14	22	MANNINEN Hannu	FIN	221.5	22	3:50	38:31.1	9	+3:09.4
15	4	BIELER Christoph	AUT	255.0	4	1:03	41:18.1	37	+3:09.4
16	16	CHURAVY Pavel	CZE	228.5	16	3:15	39:56.3	25	+3:59.6
17	9	ARNOULD Kevin	FRA	236.5	9	2:35	40:37.1	30	+4:00.4
18	33	DAYTON Matt	USA	209.5	32	4:50	38:22.3	7	+4:00.6
19	8	DEMONG Bill	USA	239.5	8	2:20	40:58.1	36	+4:06.4
20	18	EUGEN Christoph	AUT	224.5	18	3:35	39:51.1	24	+4:14.4
21	38	HASENEY Sebastian	GER	199.0	38	5:43	37:54.0	4	+4:25.3
22	30	BRYNEMO Preben Fjære	NOR	212.0	30	4:38	39:12.3	15	+4:38.6
23	17	BARANNIKOV Alexej	RUS	227.0	17	3:23	40:44.3	32	+4:55.6
24	35	GRAVE Jan Rune	NOR	207.0	35	5:03	39:15.5	16	+5:06.8
25	39	HURSCHLER Andreas	SUI	198.0	39	5:48	38:31.4	10	+5:07.7
26	37	ROUX Ludovic	FRA	202.0	37	5:28	38:54.3	12	+5:10.6
27	31	ZVETKOV Alexej	RUS	212.0	30	4:38	39:50.2	23	+5:16.5
28	34	KESKINARKAUS Mikko	FIN	209.0	34	4:53	39:45.9	22	+5:27.2
29	21	HEER Ronny	SUI	222.0	21	3:48	40:52.0	34	+5:28.3
30	24	MORI Satoshi	JPN	221.5	22	3:50	40:50.6	33	+5:28.9
31	28	FADEEV Alexej	RUS	214.5	28	4:25	40:24.0	27	+5:37.3
32	26	SPILLANE Johnny	USA	218.0	26	4:08	40:57.5	35	+5:53.8
33	12	TOMII Gen	JPN	234.5	12	2:45	42:30.4	41	+6:03.7
34	32	HETTICH Georg	GER	209.5	32	4:50	40:27.8	28	+6:06.1
35	40	LYSENIN Vladimir	RUS	195.0	40	6:03	39:18.5	17	** +6:09.8
36	42	ROTEVATN Sverre	NOR	189.5	41	6:30	38:54.6	13	** +6:12.9
37	36	BAUD Frederic	FRA	206.0	36	5:08	40:27.9	29	+6:24.2
38	15	PSENKO Michal	SVK	232.0	14	2:58	43:08.2	42	+6:54.5
39	41	RYGL Ladislav	CZE	189.5	41	6:30	39:36.5	21	** +6:54.8
40	25	SALUMAE Jens	EST	220.5	25	3:55	44:32.4	43	+9:15.7
41	44	KUCERA Milan	CZE	182.0	44	7:08	41:24.4	39	** +9:20.7
42	43	RIEDER Ivan	SUI	186.5	43	6:45	42:27.0	40	** +10:00.3
43	19	SMEJC Petr	CZE	223.5	19	3:40	45:33.7	44	+10:02.0
44	45	ZACHARENKO Sergei	BLR	171.5	45	8:00	41:18.9	38	** +10:07.2







## RESULTS / RÉSULTATS

INDIVIDUAL 15 km  
15 km INDIVIDUEL

SOLDIER HOLLOW   SUN 10 FEB 2002 / DIM 10 FEV 2002   START TIME / DEBUT 09:00   END TIME / FINI A 09:49

<b>Did not start</b>					
29	PIKKOR Tambet	EST	213.0	29	4:33

Weather	Snow Condition	Temperatures [°C]		Participants/NOCs					
		Air	Snow	Entries	Ranked	DNS	DNF	DSQ	LAP
Clear	Hard	-13.0	-15.0	45/15	44/14	1/1	0/0	0/0	0/0

Technical Delegate:  <b>KUMPOST Roman (CZE)</b>	Chief of Competition:  <b>LAMB Joe (USA)</b>
--	--

**NOTE**  
The amount of time that a competitor must wait before starting is calculated by converting the number of points behind into time. Each point behind is equivalent to 5 seconds of wait time. 12 points behind means a competitor starts one minute later than the competitor in front of him

<b>LEGEND / LEGENDE</b>								
<b>RK.</b> Rank	**	Wave Start	<b>DNS</b> Did not start	<b>DNF</b> Did not finish	<b>DSQ</b> Disqualified			
<b>LAP</b> Lapped								



## COMPETITION ANALYSIS / ANALYSE DE LA COMPÉTITION

INDIVIDUAL 15 km  
15 km INDIVIDUEL

SOLDIER HOLLOW SUN 10 FEB 2002 / DIM 10 FEV 2002 START TIME / DEBUT 09:00 END TIME / FINI A 09:49



Jury			Course Information		
Race Director	WEHLING Ulrich	FIS	Course Name:	Olympic 5 km - A	
Technical Delegate	KUMPOST Roman	CZE	Height Difference:	76 m	
Assistant Technical Delegate	BRUDER Joachim	GER	Maximum Climb:	41 m	
Chief of Competition	LAMB Joe	USA	Total Climb:	196 m	
Chief of Course	NELSON Jeff	USA	Length of Lap:	5 000 m	
			Number of Laps:	3	

Rank	Bib Name	NOC Code	Time Difference	Jump Points	Rk.	Time	Time Behind	Rk.
			1.9 km / 6.9 km / 11.9 km	3.7 km / 8.7 km / 13.7 km	5.0 km / 10.0 km / 15.0 km			
			Time Time/Behind Rk.	Time Time/Behind Rk.	Time Time/Behind Rk.			
<b>1</b>	<b>3 LAJUNEN Samppa</b>	<b>FIN</b>	<b>0:53</b>	<b>257.0</b>	<b>3</b>	<b>39:11.7</b>	<b>0.0</b>	<b>1</b>
	Cumulative Time		6:11.8	+33.2	2	9:54.1	+23.0	2
	Section Time		5:18.8	0.0	1	3:42.3	+3.2	2
	Cumulative Time		18:53.0	0.0	1	22:43.3	0.0	1
	Section Time		5:38.8	+8.9	7	3:50.3	+14.6	7
	Cumulative Time		31:52.2	0.0	1	35:44.0	0.0	1
	Section Time		5:49.0	+21.1	16	3:51.8	+10.4	11
<b>2</b>	<b>1 TALLUS Jaakko</b>	<b>FIN</b>	<b>0:00</b>	<b>267.5</b>	<b>1</b>	<b>39:36.4</b>	<b>+24.7</b>	<b>2</b>
	Cumulative Time		5:38.6	0.0	1	9:31.1	0.0	1
	Section Time		5:38.6	+19.8	22	3:52.5	+13.4	13
	Cumulative Time		18:53.4	+0.4	2	22:44.1	+0.8	2
	Section Time		5:53.0	+23.1	18	3:50.7	+15.0	8
	Cumulative Time		32:11.4	+19.2	2	36:13.8	+29.8	2
	Section Time		5:57.9	+30.0	20	4:02.4	+21.0	26
<b>3</b>	<b>11 GOTTWALD Felix</b>	<b>AUT</b>	<b>2:43</b>	<b>235.0</b>	<b>11</b>	<b>40:06.5</b>	<b>+54.8</b>	<b>3</b>
	Cumulative Time		8:05.7	+2:27.1	10	11:44.8	+2:13.7	8
	Section Time		5:22.7	+3.9	2	3:39.1	0.0	1
	Cumulative Time		20:55.3	+2:02.3	7	24:31.0	+1:47.7	5
	Section Time		5:51.6	+21.7	17	3:35.7	0.0	1
	Cumulative Time		33:16.8	+1:24.6	4	36:58.2	+1:14.2	4
	Section Time		5:27.9	0.0	1	3:41.4	0.0	1



## COMPETITION ANALYSIS / ANALYSE DE LA COMPÉTITION

### INDIVIDUAL 15 km 15 km INDIVIDUEL

SOLDIER HOLLOW SUN 10 FEB 2002 / DIM 10 FEV 2002 START TIME / DEBUT 09:00 END TIME / FINI A 09:49

Rank	Bib Name	NOC Code	Time Difference	Jump Points	Rk.	Time			Rk.	
						Time	Time/Behind	Time Behind		
		1.9 km / 6.9 km / 11.9 km			3.7 km / 8.7 km / 13.7 km			5.0 km / 10.0 km / 15.0 km		
		Time	Time/Behind	Rk.	Time	Time/Behind	Rk.	Time	Time/Behind	Rk.
<b>4</b>	<b>5 ACKERMANN Ronny</b>	<b>GER</b>	<b>1:08</b>	<b>254.0</b>	<b>5</b>	<b>40:27.8</b>	<b>+1:16.1</b>	<b>4</b>		
Cumulative Time	6:41.1	+1:02.5	4	10:33.4	+1:02.3	4	13:56.6	+56.2	4	
Section Time	5:33.1	+14.3	18	3:52.3	+13.2	=11	3:23.2	+9.9	14	
Cumulative Time	19:46.9	+53.9	3	23:43.2	+59.9	3	27:10.9	+1:07.7	3	
Section Time	5:50.3	+20.4	14	3:56.3	+20.6	17	3:27.7	+9.8	18	
Cumulative Time	32:58.7	+1:06.5	3	36:57.6	+1:13.6	3	40:27.8	+1:16.1	4	
Section Time	5:47.8	+19.9	14	3:58.9	+17.5	20	3:30.2	+28.7	37	
<b>5</b>	<b>14 KIRCHEISEN Bjoern</b>	<b>GER</b>	<b>2:58</b>	<b>232.0</b>	<b>14</b>	<b>40:55.9</b>	<b>+1:44.2</b>	<b>5</b>		
Cumulative Time	8:24.8	+2:46.2	12	12:14.2	+2:43.1	11	15:33.2	+2:32.8	9	
Section Time	5:26.8	+8.0	8	3:49.4	+10.3	7	3:19.0	+5.7	10	
Cumulative Time	21:05.5	+2:12.5	8	24:50.8	+2:07.5	7	28:11.6	+2:08.4	6	
Section Time	5:32.3	+2.4	3	3:45.3	+9.6	3	3:20.8	+2.9	4	
Cumulative Time	33:44.8	+1:52.6	5	37:35.7	+1:51.7	5	40:55.9	+1:44.2	5	
Section Time	5:33.2	+5.3	2	3:50.9	+9.5	9	3:20.2	+18.7	23	
<b>6</b>	<b>2 STECHER Mario</b>	<b>AUT</b>	<b>0:48</b>	<b>258.0</b>	<b>2</b>	<b>41:30.8</b>	<b>+2:19.1</b>	<b>6</b>		
Cumulative Time	6:13.2	+34.6	3	10:15.4	+44.3	3	13:51.0	+50.6	3	
Section Time	5:25.2	+6.4	5	4:02.2	+23.1	34	3:35.6	+22.3	39	
Cumulative Time	19:53.9	+1:00.9	4	23:58.9	+1:15.6	4	27:35.8	+1:32.6	4	
Section Time	6:02.9	+33.0	29	4:05.0	+29.3	28	3:36.9	+19.0	37	
Cumulative Time	33:53.3	+2:01.1	6	38:00.8	+2:16.8	6	41:30.8	+2:19.1	6	
Section Time	6:17.5	+49.6	37	4:07.5	+26.1	31	3:30.0	+28.5	36	
<b>7</b>	<b>7 LODWICK Todd</b>	<b>USA</b>	<b>2:15</b>	<b>240.5</b>	<b>7</b>	<b>41:39.4</b>	<b>+2:27.7</b>	<b>7</b>		
Cumulative Time	7:40.0	+2:01.4	6	11:36.8	+2:05.7	6	15:03.3	+2:02.9	6	
Section Time	5:25.0	+6.2	3	3:56.8	+17.7	=24	3:26.5	+13.2	21	
Cumulative Time	20:54.7	+2:01.7	6	24:50.1	+2:06.8	6	28:16.3	+2:13.1	7	
Section Time	5:51.4	+21.5	16	3:55.4	+19.7	16	3:26.2	+8.3	12	
Cumulative Time	34:15.2	+2:23.0	7	38:22.7	+2:38.7	7	41:39.4	+2:27.7	7	
Section Time	5:58.9	+31.0	23	4:07.5	+26.1	31	3:16.7	+15.2	16	
<b>8</b>	<b>23 HAMMER Kristian</b>	<b>NOR</b>	<b>3:50</b>	<b>221.5</b>	<b>22</b>	<b>41:40.8</b>	<b>+2:29.1</b>	<b>8</b>		
Cumulative Time	9:21.0	+3:42.4	19	13:12.9	+3:41.8	18	16:29.7	+3:29.3	16	
Section Time	5:31.0	+12.2	14	3:51.9	+12.8	9	3:16.8	+3.5	3	
Cumulative Time	22:02.8	+3:09.8	14	25:51.4	+3:08.1	11	29:14.3	+3:11.1	12	
Section Time	5:33.1	+3.2	5	3:48.6	+12.9	4	3:22.9	+5.0	8	
Cumulative Time	34:49.7	+2:57.5	11	38:36.5	+2:52.5	9	41:40.8	+2:29.1	8	
Section Time	5:35.4	+7.5	4	3:46.8	+5.4	5	3:04.3	+2.8	4	
<b>9</b>	<b>10 HARTMANN Andy</b>	<b>SUI</b>	<b>2:35</b>	<b>236.5</b>	<b>9</b>	<b>41:42.3</b>	<b>+2:30.6</b>	<b>9</b>		
Cumulative Time	8:05.0	+2:26.4	9	12:05.0	+2:33.9	10	15:34.0	+2:33.6	10	
Section Time	5:30.0	+11.2	12	4:00.0	+20.9	30	3:29.0	+15.7	=24	
Cumulative Time	21:06.2	+2:13.2	10	25:12.2	+2:28.9	10	28:40.1	+2:36.9	10	
Section Time	5:32.2	+2.3	2	4:06.0	+30.3	30	3:27.9	+10.0	19	
Cumulative Time	34:38.9	+2:46.7	9	38:37.2	+2:53.2	10	41:42.3	+2:30.6	9	
Section Time	5:58.8	+30.9	22	3:58.3	+16.9	18	3:05.1	+3.6	5	



## COMPETITION ANALYSIS / ANALYSE DE LA COMPÉTITION

### INDIVIDUAL 15 km 15 km INDIVIDUEL

SOLDIER HOLLOW SUN 10 FEB 2002 / DIM 10 FEV 2002 START TIME / DEBUT 09:00 END TIME / FINI A 09:49

Rank	Bib Name	NOC Code	Time		Jump Points	Rk.	Time		Rk.	
			Difference				Time	Time Behind		
		1.9 km / 6.9 km / 11.9 km			3.7 km / 8.7 km / 13.7 km			5.0 km / 10.0 km / 15.0 km		
		Time	Time/Behind	Rk.	Time	Time/Behind	Rk.	Time	Time/Behind	Rk.
<b>10</b>	<b>27 BAL Nicolas</b>	<b>FRA</b>	<b>4:15</b>	<b>216.5</b>	<b>27</b>	<b>41:43.3</b>	<b>+2:31.6</b>	<b>10</b>		
Cumulative Time	9:41.7	+4:03.1	25	13:29.3	+3:58.2	22	16:42.6	+3:42.2	22	
Section Time	5:26.7	+7.9	7	3:47.6	+8.5	5	3:13.3	0.0	1	
Cumulative Time	22:12.5	+3:19.5	17	25:54.8	+3:11.5	15	29:13.9	+3:10.7	11	
Section Time	5:29.9	0.0	1	3:42.3	+6.6	2	3:19.1	+1.2	2	
Cumulative Time	34:49.1	+2:56.9	10	38:35.7	+2:51.7	8	41:43.3	+2:31.6	10	
Section Time	5:35.2	+7.3	3	3:46.6	+5.2	4	3:07.6	+6.1	8	
<b>11</b>	<b>13 OGIWARA Kenji</b>	<b>JPN</b>	<b>2:53</b>	<b>233.0</b>	<b>13</b>	<b>41:45.6</b>	<b>+2:33.9</b>	<b>11</b>		
Cumulative Time	8:25.6	+2:47.0	13	12:18.8	+2:47.7	12	15:53.7	+2:53.3	12	
Section Time	5:32.6	+13.8	17	3:53.2	+14.1	16	3:34.9	+21.6	37	
Cumulative Time	22:02.3	+3:09.3	13	25:53.9	+3:10.6	14	29:16.0	+3:12.8	15	
Section Time	6:08.6	+38.7	34	3:51.6	+15.9	10	3:22.1	+4.2	5	
Cumulative Time	34:52.6	+3:00.4	14	38:38.1	+2:54.1	11	41:45.6	+2:33.9	11	
Section Time	5:36.6	+8.7	5	3:45.5	+4.1	3	3:07.5	+6.0	7	
<b>12</b>	<b>6 TAKAHASHI Daito</b>	<b>JPN</b>	<b>2:00</b>	<b>243.5</b>	<b>6</b>	<b>42:01.2</b>	<b>+2:49.5</b>	<b>12</b>		
Cumulative Time	7:40.9	+2:02.3	7	11:39.4	+2:08.3	7	15:08.1	+2:07.7	8	
Section Time	5:40.9	+22.1	23	3:58.5	+19.4	27	3:28.7	+15.4	23	
Cumulative Time	21:05.9	+2:12.9	9	25:11.2	+2:27.9	9	28:39.7	+2:36.5	9	
Section Time	5:57.8	+27.9	=25	4:05.3	+29.6	29	3:28.5	+10.6	20	
Cumulative Time	34:38.2	+2:46.0	8	38:43.3	+2:59.3	13	42:01.2	+2:49.5	12	
Section Time	5:58.5	+30.6	21	4:05.1	+23.7	27	3:17.9	+16.4	18	
<b>13</b>	<b>20 JEZERSEK Andrej</b>	<b>SLO</b>	<b>3:40</b>	<b>223.5</b>	<b>19</b>	<b>42:02.9</b>	<b>+2:51.2</b>	<b>13</b>		
Cumulative Time	9:21.4	+3:42.8	20	13:13.7	+3:42.6	19	16:30.8	+3:30.4	18	
Section Time	5:41.4	+22.6	24	3:52.3	+13.2	=11	3:17.1	+3.8	5	
Cumulative Time	22:03.4	+3:10.4	15	25:52.1	+3:08.8	12	29:14.7	+3:11.5	13	
Section Time	5:32.6	+2.7	4	3:48.7	+13.0	5	3:22.6	+4.7	7	
Cumulative Time	34:52.0	+2:59.8	13	38:39.6	+2:55.6	12	42:02.9	+2:51.2	13	
Section Time	5:37.3	+9.4	7	3:47.6	+6.2	6	3:23.3	+21.8	28	
<b>14</b>	<b>22 MANNINEN Hannu</b>	<b>FIN</b>	<b>3:50</b>	<b>221.5</b>	<b>22</b>	<b>42:21.1</b>	<b>+3:09.4</b>	<b>14</b>		
Cumulative Time	9:20.4	+3:41.8	18	13:12.2	+3:41.1	17	16:30.3	+3:29.9	17	
Section Time	5:30.4	+11.6	13	3:51.8	+12.7	8	3:18.1	+4.8	8	
Cumulative Time	22:14.5	+3:21.5	18	26:06.2	+3:22.9	17	29:31.8	+3:28.6	17	
Section Time	5:44.2	+14.3	10	3:51.7	+16.0	11	3:25.6	+7.7	11	
Cumulative Time	35:15.2	+3:23.0	15	39:06.6	+3:22.6	15	42:21.1	+3:09.4	=14	
Section Time	5:43.4	+15.5	9	3:51.4	+10.0	10	3:14.5	+13.0	15	
<b>15</b>	<b>4 BIELER Christoph</b>	<b>AUT</b>	<b>1:03</b>	<b>255.0</b>	<b>4</b>	<b>42:21.1</b>	<b>+3:09.4</b>	<b>15</b>		
Cumulative Time	6:50.1	+1:11.5	5	10:52.4	+1:21.3	5	14:24.2	+1:23.8	5	
Section Time	5:47.1	+28.3	30	4:02.3	+23.2	35	3:31.8	+18.5	34	
Cumulative Time	20:43.0	+1:50.0	5	24:52.0	+2:08.7	8	28:30.4	+2:27.2	8	
Section Time	6:18.8	+48.9	41	4:09.0	+33.3	36	3:38.4	+20.5	38	
Cumulative Time	34:51.6	+2:59.4	12	38:53.4	+3:09.4	14	42:21.1	+3:09.4	=14	
Section Time	6:21.2	+53.3	38	4:01.8	+20.4	24	3:27.7	+26.2	=34	



## COMPETITION ANALYSIS / ANALYSE DE LA COMPÉTITION

### INDIVIDUAL 15 km 15 km INDIVIDUEL

SOLDIER HOLLOW SUN 10 FEB 2002 / DIM 10 FEV 2002 START TIME / DEBUT 09:00 END TIME / FINI A 09:49

Rank	Bib Name	NOC Code	Time Difference	Jump Points	Rk.	Time			Rk.	
						Time	Time/Behind	Time Behind		
		1.9 km / 6.9 km / 11.9 km			3.7 km / 8.7 km / 13.7 km			5.0 km / 10.0 km / 15.0 km		
		Time	Time/Behind	Rk.	Time	Time/Behind	Rk.	Time	Time/Behind	Rk.
<b>16</b>	<b>16 CHURAVY Pavel</b>	<b>CZE</b>	<b>3:15</b>	<b>228.5</b>	<b>16</b>	<b>43:11.3</b>	<b>+3:59.6</b>	<b>16</b>		
Cumulative Time	8:43.8	+3:05.2	15	12:39.8	+3:08.7	15	16:03.9	+3:03.5	14	
Section Time	5:28.8	+10.0	10	3:56.0	+16.9	22	3:24.1	+10.8	15	
Cumulative Time	22:01.6	+3:08.6	12	25:52.8	+3:09.5	13	29:15.3	+3:12.1	14	
Section Time	5:57.7	+27.8	=23	3:51.2	+15.5	9	3:22.5	+4.6	6	
Cumulative Time	35:16.8	+3:24.6	16	39:33.5	+3:49.5	16	43:11.3	+3:59.6	16	
Section Time	6:01.5	+33.6	25	4:16.7	+35.3	39	3:37.8	+36.3	41	
<b>17</b>	<b>9 ARNOULD Kevin</b>	<b>FRA</b>	<b>2:35</b>	<b>236.5</b>	<b>9</b>	<b>43:12.1</b>	<b>+4:00.4</b>	<b>17</b>		
Cumulative Time	8:23.2	+2:44.6	11	12:23.6	+2:52.5	13	16:00.9	+3:00.5	13	
Section Time	5:48.2	+29.4	33	4:00.4	+21.3	31	3:37.3	+24.0	41	
Cumulative Time	22:04.7	+3:11.7	16	26:07.3	+3:24.0	18	29:47.3	+3:44.1	18	
Section Time	6:03.8	+33.9	30	4:02.6	+26.9	27	3:40.0	+22.1	39	
Cumulative Time	35:58.0	+4:05.8	19	40:09.5	+4:25.5	19	43:12.1	+4:00.4	17	
Section Time	6:10.7	+42.8	27	4:11.5	+30.1	34	3:02.6	+1.1	2	
<b>18</b>	<b>33 DAYTON Matt</b>	<b>USA</b>	<b>4:50</b>	<b>209.5</b>	<b>32</b>	<b>43:12.3</b>	<b>+4:00.6</b>	<b>18</b>		
Cumulative Time	10:27.4	+4:48.8	30	14:16.0	+4:44.9	29	17:40.5	+4:40.1	28	
Section Time	5:37.4	+18.6	21	3:48.6	+9.5	6	3:24.5	+11.2	17	
Cumulative Time	23:20.9	+4:27.9	24	27:13.6	+4:30.3	22	30:44.1	+4:40.9	22	
Section Time	5:40.4	+10.5	8	3:52.7	+17.0	12	3:30.5	+12.6	26	
Cumulative Time	36:21.7	+4:29.5	20	40:10.8	+4:26.8	20	43:12.3	+4:00.6	18	
Section Time	5:37.6	+9.7	8	3:49.1	+7.7	8	3:01.5	0.0	1	
<b>19</b>	<b>8 DEMONG Bill</b>	<b>USA</b>	<b>2:20</b>	<b>239.5</b>	<b>8</b>	<b>43:18.1</b>	<b>+4:06.4</b>	<b>19</b>		
Cumulative Time	8:04.2	+2:25.6	8	12:04.1	+2:33.0	9	15:34.2	+2:33.8	11	
Section Time	5:44.2	+25.4	27	3:59.9	+20.8	=28	3:30.1	+16.8	30	
Cumulative Time	21:40.9	+2:47.9	11	25:55.8	+3:12.5	16	29:22.2	+3:19.0	16	
Section Time	6:06.7	+36.8	32	4:14.9	+39.2	39	3:26.4	+8.5	14	
Cumulative Time	35:39.5	+3:47.3	17	39:54.5	+4:10.5	17	43:18.1	+4:06.4	19	
Section Time	6:17.3	+49.4	36	4:15.0	+33.6	38	3:23.6	+22.1	29	
<b>20</b>	<b>18 EUGEN Christoph</b>	<b>AUT</b>	<b>3:35</b>	<b>224.5</b>	<b>18</b>	<b>43:26.1</b>	<b>+4:14.4</b>	<b>20</b>		
Cumulative Time	9:22.5	+3:43.9	21	13:14.6	+3:43.5	20	16:31.5	+3:31.1	19	
Section Time	5:47.5	+28.7	31	3:52.1	+13.0	10	3:16.9	+3.6	4	
Cumulative Time	22:15.2	+3:22.2	19	26:16.5	+3:33.2	19	29:50.6	+3:47.4	19	
Section Time	5:43.7	+13.8	9	4:01.3	+25.6	23	3:34.1	+16.2	35	
Cumulative Time	35:57.3	+4:05.1	18	40:08.6	+4:24.6	18	43:26.1	+4:14.4	20	
Section Time	6:06.7	+38.8	26	4:11.3	+29.9	33	3:17.5	+16.0	17	
<b>21</b>	<b>38 HASENEY Sebastian</b>	<b>GER</b>	<b>5:43</b>	<b>199.0</b>	<b>38</b>	<b>43:37.0</b>	<b>+4:25.3</b>	<b>21</b>		
Cumulative Time	11:12.9	+5:34.3	37	14:58.2	+5:27.1	37	18:15.9	+5:15.5	36	
Section Time	5:29.9	+11.1	11	3:45.3	+6.2	3	3:17.7	+4.4	7	
Cumulative Time	23:50.4	+4:57.4	29	27:39.2	+4:55.9	27	31:02.5	+4:59.3	24	
Section Time	5:34.5	+4.6	6	3:48.8	+13.1	6	3:23.3	+5.4	9	
Cumulative Time	36:39.3	+4:47.1	22	40:24.5	+4:40.5	21	43:37.0	+4:25.3	21	
Section Time	5:36.8	+8.9	6	3:45.2	+3.8	2	3:12.5	+11.0	11	



## COMPETITION ANALYSIS / ANALYSE DE LA COMPÉTITION

### INDIVIDUAL 15 km 15 km INDIVIDUEL

SOLDIER HOLLOW SUN 10 FEB 2002 / DIM 10 FEV 2002 START TIME / DEBUT 09:00 END TIME / FINI A 09:49

Rank	Bib Name	NOC Code	Time Difference	Jump Points	Rk.	Time			Rk.	
						Time	Time/Behind	Time Behind		
		1.9 km / 6.9 km / 11.9 km			3.7 km / 8.7 km / 13.7 km			5.0 km / 10.0 km / 15.0 km		
		Time	Time/Behind	Rk.	Time	Time/Behind	Rk.	Time	Time/Behind	Rk.
<b>22</b>	<b>30 BRYNEMO Preben Fjaere</b>	<b>NOR</b>	<b>4:38</b>	<b>212.0</b>	<b>30</b>	<b>43:50.3</b>	<b>+4:38.6</b>	<b>22</b>		
	Cumulative Time	10:12.9	+4:34.3	27	14:05.6	+4:34.5	27	17:27.4	+4:27.0	26
	Section Time	5:34.9	+16.1	20	3:52.7	+13.6	=14	3:21.8	+8.5	13
	Cumulative Time	23:20.8	+4:27.8	23	27:15.0	+4:31.7	23	30:44.7	+4:41.5	23
	Section Time	5:53.4	+23.5	19	3:54.2	+18.5	=13	3:29.7	+11.8	=22
	Cumulative Time	36:32.4	+4:40.2	21	40:31.7	+4:47.7	22	43:50.3	+4:38.6	22
	Section Time	5:47.7	+19.8	13	3:59.3	+17.9	21	3:18.6	+17.1	19
<b>23</b>	<b>17 BARANNIKOV Alexej</b>	<b>RUS</b>	<b>3:23</b>	<b>227.0</b>	<b>17</b>	<b>44:07.3</b>	<b>+4:55.6</b>	<b>23</b>		
	Cumulative Time	9:20.3	+3:41.7	17	13:15.5	+3:44.4	21	16:32.1	+3:31.7	20
	Section Time	5:57.3	+38.5	43	3:55.2	+16.1	18	3:16.6	+3.3	2
	Cumulative Time	22:39.6	+3:46.6	21	26:53.8	+4:10.5	21	30:27.6	+4:24.4	20
	Section Time	6:07.5	+37.6	33	4:14.2	+38.5	38	3:33.8	+15.9	33
	Cumulative Time	36:39.8	+4:47.6	23	40:45.7	+5:01.7	23	44:07.3	+4:55.6	23
	Section Time	6:12.2	+44.3	29	4:05.9	+24.5	29	3:21.6	+20.1	24
<b>24</b>	<b>35 GRAVE Jan Rune</b>	<b>NOR</b>	<b>5:03</b>	<b>207.0</b>	<b>35</b>	<b>44:18.5</b>	<b>+5:06.8</b>	<b>24</b>		
	Cumulative Time	10:46.7	+5:08.1	35	14:40.8	+5:09.7	35	18:07.8	+5:07.4	30
	Section Time	5:43.7	+24.9	26	3:54.1	+15.0	17	3:27.0	+13.7	22
	Cumulative Time	24:04.3	+5:11.3	30	28:04.1	+5:20.8	31	31:34.0	+5:30.8	31
	Section Time	5:56.5	+26.6	22	3:59.8	+24.1	19	3:29.9	+12.0	=24
	Cumulative Time	37:20.6	+5:28.4	25	41:14.5	+5:30.5	26	44:18.5	+5:06.8	24
	Section Time	5:46.6	+18.7	11	3:53.9	+12.5	15	3:04.0	+2.5	3
<b>25</b>	<b>39 HURSCHLER Andreas</b>	<b>SUI</b>	<b>5:48</b>	<b>198.0</b>	<b>39</b>	<b>44:19.4</b>	<b>+5:07.7</b>	<b>25</b>		
	Cumulative Time	11:13.6	+5:35.0	38	14:59.2	+5:28.1	38	18:16.8	+5:16.4	37
	Section Time	5:25.6	+6.8	6	3:45.6	+6.5	4	3:17.6	+4.3	6
	Cumulative Time	24:07.4	+5:14.4	34	28:08.8	+5:25.5	34	31:36.3	+5:33.1	35
	Section Time	5:50.6	+20.7	15	4:01.4	+25.7	24	3:27.5	+9.6	17
	Cumulative Time	37:21.2	+5:29.0	26	41:13.0	+5:29.0	24	44:19.4	+5:07.7	25
	Section Time	5:44.9	+17.0	10	3:51.8	+10.4	11	3:06.4	+4.9	6
<b>26</b>	<b>37 ROUX Ludovic</b>	<b>FRA</b>	<b>5:28</b>	<b>202.0</b>	<b>37</b>	<b>44:22.3</b>	<b>+5:10.6</b>	<b>26</b>		
	Cumulative Time	10:53.1	+5:14.5	36	14:48.4	+5:17.3	36	18:12.8	+5:12.4	35
	Section Time	5:25.1	+6.3	4	3:55.3	+16.2	19	3:24.4	+11.1	16
	Cumulative Time	24:06.6	+5:13.6	33	28:03.4	+5:20.1	30	31:34.6	+5:31.4	32
	Section Time	5:53.8	+23.9	20	3:56.8	+21.1	18	3:31.2	+13.3	=30
	Cumulative Time	37:21.7	+5:29.5	27	41:13.9	+5:29.9	25	44:22.3	+5:10.6	26
	Section Time	5:47.1	+19.2	12	3:52.2	+10.8	13	3:08.4	+6.9	10
<b>27</b>	<b>31 ZVETKOV Alexej</b>	<b>RUS</b>	<b>4:38</b>	<b>212.0</b>	<b>30</b>	<b>44:28.2</b>	<b>+5:16.5</b>	<b>27</b>		
	Cumulative Time	10:32.0	+4:53.4	31	14:34.4	+5:03.3	31	18:09.8	+5:09.4	34
	Section Time	5:54.0	+35.2	38	4:02.4	+23.3	36	3:35.4	+22.1	38
	Cumulative Time	24:07.5	+5:14.5	35	28:09.9	+5:26.6	36	31:33.3	+5:30.1	30
	Section Time	5:57.7	+27.8	=23	4:02.4	+26.7	26	3:23.4	+5.5	10
	Cumulative Time	37:22.9	+5:30.7	30	41:15.4	+5:31.4	27	44:28.2	+5:16.5	27
	Section Time	5:49.6	+21.7	17	3:52.5	+11.1	14	3:12.8	+11.3	12



## COMPETITION ANALYSIS / ANALYSE DE LA COMPÉTITION

### INDIVIDUAL 15 km 15 km INDIVIDUEL

SOLDIER HOLLOW SUN 10 FEB 2002 / DIM 10 FEV 2002 START TIME / DEBUT 09:00 END TIME / FINI A 09:49

Rank	Bib Name	NOC Code	Time Difference		Jump Points	Rk.	Time		Rk.
			1.9 km / 6.9 km / 11.9 km	3.7 km / 8.7 km / 13.7 km			5.0 km / 10.0 km / 15.0 km	Time Behind	
			Time	Time/Behind	Rk.		Time	Time/Behind	Rk.
<b>28</b>	<b>34 KESKINARKAUS Mikko</b>	<b>FIN</b>	<b>4:53</b>		<b>209.0</b>	<b>34</b>	<b>44:38.9</b>	<b>+5:27.2</b>	<b>28</b>
Cumulative Time	10:42.9	+5:04.3	34	14:40.0	+5:08.9	34	18:09.2	+5:08.8	33
Section Time	5:49.9	+31.1	35	3:57.1	+18.0	26	3:29.2	+15.9	26
Cumulative Time	24:08.3	+5:15.3	36	28:08.9	+5:25.6	35	31:35.2	+5:32.0	33
Section Time	5:59.1	+29.2	27	4:00.6	+24.9	21	3:26.3	+8.4	13
Cumulative Time	37:27.7	+5:35.5	33	41:25.9	+5:41.9	31	44:38.9	+5:27.2	28
Section Time	5:52.5	+24.6	18	3:58.2	+16.8	17	3:13.0	+11.5	13
<b>29</b>	<b>21 HEER Ronny</b>	<b>SUI</b>	<b>3:48</b>		<b>222.0</b>	<b>21</b>	<b>44:40.0</b>	<b>+5:28.3</b>	<b>29</b>
Cumulative Time	9:32.3	+3:53.7	22	13:42.6	+4:11.5	23	17:20.3	+4:19.9	24
Section Time	5:44.3	+25.5	=28	4:10.3	+31.2	41	3:37.7	+24.4	42
Cumulative Time	23:30.9	+4:37.9	28	27:38.4	+4:55.1	26	31:08.3	+5:05.1	27
Section Time	6:10.6	+40.7	36	4:07.5	+31.8	33	3:29.9	+12.0	=24
Cumulative Time	37:21.8	+5:29.6	28	41:20.5	+5:36.5	29	44:40.0	+5:28.3	29
Section Time	6:13.5	+45.6	31	3:58.7	+17.3	19	3:19.5	+18.0	22
<b>30</b>	<b>24 MORI Satoshi</b>	<b>JPN</b>	<b>3:50</b>		<b>221.5</b>	<b>22</b>	<b>44:40.6</b>	<b>+5:28.9</b>	<b>30</b>
Cumulative Time	9:34.3	+3:55.7	24	13:43.6	+4:12.5	24	17:19.7	+4:19.3	23
Section Time	5:44.3	+25.5	=28	4:09.3	+30.2	40	3:36.1	+22.8	40
Cumulative Time	23:29.2	+4:36.2	25	27:37.5	+4:54.2	25	31:07.2	+5:04.0	25
Section Time	6:09.5	+39.6	35	4:08.3	+32.6	35	3:29.7	+11.8	=22
Cumulative Time	37:23.6	+5:31.4	31	41:18.2	+5:34.2	28	44:40.6	+5:28.9	30
Section Time	6:16.4	+48.5	33	3:54.6	+13.2	16	3:22.4	+20.9	26
<b>31</b>	<b>28 FADEEV Alexej</b>	<b>RUS</b>	<b>4:25</b>		<b>214.5</b>	<b>28</b>	<b>44:49.0</b>	<b>+5:37.3</b>	<b>31</b>
Cumulative Time	10:13.8	+4:35.2	28	14:06.5	+4:35.4	28	17:28.2	+4:27.8	27
Section Time	5:48.8	+30.0	34	3:52.7	+13.6	=14	3:21.7	+8.4	12
Cumulative Time	23:29.4	+4:36.4	26	27:36.4	+4:53.1	24	31:07.6	+5:04.4	26
Section Time	6:01.2	+31.3	28	4:07.0	+31.3	32	3:31.2	+13.3	=30
Cumulative Time	37:22.8	+5:30.6	29	41:23.6	+5:39.6	30	44:49.0	+5:37.3	31
Section Time	6:15.2	+47.3	32	4:00.8	+19.4	23	3:25.4	+23.9	30
<b>32</b>	<b>26 SPILLANE Johnny</b>	<b>USA</b>	<b>4:08</b>		<b>218.0</b>	<b>26</b>	<b>45:05.5</b>	<b>+5:53.8</b>	<b>32</b>
Cumulative Time	9:51.3	+4:12.7	26	13:54.8	+4:23.7	25	17:25.5	+4:25.1	25
Section Time	5:43.3	+24.5	25	4:03.5	+24.4	38	3:30.7	+17.4	32
Cumulative Time	23:30.0	+4:37.0	27	27:39.4	+4:56.1	28	31:12.8	+5:09.6	28
Section Time	6:04.5	+34.6	31	4:09.4	+33.7	37	3:33.4	+15.5	32
Cumulative Time	37:25.4	+5:33.2	32	41:38.6	+5:54.6	33	45:05.5	+5:53.8	32
Section Time	6:12.6	+44.7	30	4:13.2	+31.8	35	3:26.9	+25.4	33
<b>33</b>	<b>12 TOMII Gen</b>	<b>JPN</b>	<b>2:45</b>		<b>234.5</b>	<b>12</b>	<b>45:15.4</b>	<b>+6:03.7</b>	<b>33</b>
Cumulative Time	8:33.0	+2:54.4	14	12:38.9	+3:07.8	14	16:11.4	+3:11.0	15
Section Time	5:48.0	+29.2	32	4:05.9	+26.8	39	3:32.5	+19.2	36
Cumulative Time	22:28.4	+3:35.4	20	26:46.8	+4:03.5	20	30:29.3	+4:26.1	21
Section Time	6:17.0	+47.1	40	4:18.4	+42.7	40	3:42.5	+24.6	40
Cumulative Time	37:00.5	+5:08.3	24	41:30.6	+5:46.6	32	45:15.4	+6:03.7	33
Section Time	6:31.2	+1:03.3	41	4:30.1	+48.7	42	3:44.8	+43.3	43



## COMPETITION ANALYSIS / ANALYSE DE LA COMPÉTITION

### INDIVIDUAL 15 km 15 km INDIVIDUEL

SOLDIER HOLLOW SUN 10 FEB 2002 / DIM 10 FEV 2002 START TIME / DEBUT 09:00 END TIME / FINI A 09:49

Rank	Bib Name	NOC Code	Time Difference	Jump Points	Rk.	Time			Rk.	
						Time	Time/Behind	Time Behind		
		1.9 km / 6.9 km / 11.9 km			3.7 km / 8.7 km / 13.7 km			5.0 km / 10.0 km / 15.0 km		
		Time	Time/Behind	Rk.	Time	Time/Behind	Rk.	Time	Time/Behind	Rk.
<b>34</b>	<b>32 HETTICH Georg</b>	<b>GER</b>	<b>4:50</b>	<b>209.5</b>	<b>32</b>	<b>45:17.8</b>	<b>+6:06.1</b>	<b>34</b>		
Cumulative Time	10:42.2	+5:03.6	32	14:39.0	+5:07.9	33	18:08.6	+5:08.2	32	
Section Time	5:52.2	+33.4	36	3:56.8	+17.7	=24	3:29.6	+16.3	28	
Cumulative Time	24:04.9	+5:11.9	31	28:04.9	+5:21.6	32	31:35.6	+5:32.4	34	
Section Time	5:56.3	+26.4	21	4:00.0	+24.3	20	3:30.7	+12.8	27	
Cumulative Time	37:46.8	+5:54.6	34	41:52.1	+6:08.1	34	45:17.8	+6:06.1	34	
Section Time	6:11.2	+43.3	28	4:05.3	+23.9	28	3:25.7	+24.2	31	
<b>35</b>	<b>40 LYSENIN Vladimir</b>	<b>RUS</b>	<b>6:03</b>	<b>195.0</b>	<b>40</b>	<b>45:21.5</b>	<b>+6:09.8</b>	<b>35</b>		
Cumulative Time	11:35.4	+5:56.8	39	15:32.0	+6:00.9	39	18:57.2	+5:56.8	39	
Section Time	5:32.4	+13.6	16	3:56.6	+17.5	23	3:25.2	+11.9	18	
Cumulative Time	24:47.3	+5:54.3	37	28:41.5	+5:58.2	37	32:08.0	+6:04.8	37	
Section Time	5:50.1	+20.2	13	3:54.2	+18.5	=13	3:26.5	+8.6	15	
Cumulative Time	38:00.8	+6:08.6	35	42:02.7	+6:18.7	35	45:21.5	+6:09.8	35	
Section Time	5:52.8	+24.9	19	4:01.9	+20.5	25	3:18.8	+17.3	20	
<b>36</b>	<b>42 ROTEVATN Sverre</b>	<b>NOR</b>	<b>6:30</b>	<b>189.5</b>	<b>41</b>	<b>45:24.6</b>	<b>+6:12.9</b>	<b>36</b>		
Cumulative Time	12:01.8	+6:23.2	41	15:57.2	+6:26.1	40	19:23.3	+6:22.9	40	
Section Time	5:31.8	+13.0	15	3:55.4	+16.3	=20	3:26.1	+12.8	20	
Cumulative Time	25:12.8	+6:19.8	40	29:07.6	+6:24.3	38	32:34.5	+6:31.3	38	
Section Time	5:49.5	+19.6	11	3:54.8	+19.1	15	3:26.9	+9.0	16	
Cumulative Time	38:22.9	+6:30.7	38	42:11.5	+6:27.5	36	45:24.6	+6:12.9	36	
Section Time	5:48.4	+20.5	15	3:48.6	+7.2	7	3:13.1	+11.6	14	
<b>37</b>	<b>36 BAUD Frederic</b>	<b>FRA</b>	<b>5:08</b>	<b>206.0</b>	<b>36</b>	<b>45:35.9</b>	<b>+6:24.2</b>	<b>37</b>		
Cumulative Time	10:42.7	+5:04.1	33	14:38.1	+5:07.0	32	18:08.1	+5:07.7	31	
Section Time	5:34.7	+15.9	19	3:55.4	+16.3	=20	3:30.0	+16.7	29	
Cumulative Time	24:05.9	+5:12.9	32	28:08.1	+5:24.8	33	31:44.1	+5:40.9	36	
Section Time	5:57.8	+27.9	=25	4:02.2	+26.5	25	3:36.0	+18.1	36	
Cumulative Time	38:06.4	+6:14.2	37	42:13.7	+6:29.7	37	45:35.9	+6:24.2	37	
Section Time	6:22.3	+54.4	39	4:07.3	+25.9	30	3:22.2	+20.7	25	
<b>38</b>	<b>15 PSENKO Michal</b>	<b>SVK</b>	<b>2:58</b>	<b>232.0</b>	<b>14</b>	<b>46:06.2</b>	<b>+6:54.5</b>	<b>38</b>		
Cumulative Time	8:52.1	+3:13.5	16	13:05.6	+3:34.5	16	16:34.6	+3:34.2	21	
Section Time	5:54.1	+35.3	39	4:13.5	+34.4	42	3:29.0	+15.7	=24	
Cumulative Time	23:11.5	+4:18.5	22	27:40.5	+4:57.2	29	31:25.9	+5:22.7	29	
Section Time	6:36.9	+1:07.0	42	4:29.0	+53.3	42	3:45.4	+27.5	41	
Cumulative Time	38:01.3	+6:09.1	36	42:23.9	+6:39.9	38	46:06.2	+6:54.5	38	
Section Time	6:35.4	+1:07.5	42	4:22.6	+41.2	40	3:42.3	+40.8	42	
<b>39</b>	<b>41 RYGL Ladislav</b>	<b>CZE</b>	<b>6:30</b>	<b>189.5</b>	<b>41</b>	<b>46:06.5</b>	<b>+6:54.8</b>	<b>39</b>		
Cumulative Time	11:58.2	+6:19.6	40	15:58.1	+6:27.0	41	19:23.7	+6:23.3	41	
Section Time	5:28.2	+9.4	9	3:59.9	+20.8	=28	3:25.6	+12.3	19	
Cumulative Time	25:13.6	+6:20.6	41	29:14.7	+6:31.4	39	32:48.6	+6:45.4	39	
Section Time	5:49.9	+20.0	12	4:01.1	+25.4	22	3:33.9	+16.0	34	
Cumulative Time	38:47.7	+6:55.5	39	42:47.5	+7:03.5	39	46:06.5	+6:54.8	39	
Section Time	5:59.1	+31.2	24	3:59.8	+18.4	22	3:19.0	+17.5	21	





## COMPETITION ANALYSIS / ANALYSE DE LA COMPÉTITION

### INDIVIDUAL 15 km 15 km INDIVIDUEL

SOLDIER HOLLOW SUN 10 FEB 2002 / DIM 10 FEV 2002 START TIME / DEBUT 09:00 END TIME / FINI A 09:49

Rank	Bib Name	NOC Code	Time Difference	Jump Points	Rk.	Time			Rk.		
						Time	Time/Behind	Time Behind			
			1.9 km / 6.9 km / 11.9 km			3.7 km / 8.7 km / 13.7 km			5.0 km / 10.0 km / 15.0 km		
			Time	Time/Behind	Rk.	Time	Time/Behind	Rk.	Time	Time/Behind	Rk.
<b>40</b>	<b>25 SALUMAE Jens</b>	<b>EST</b>	<b>3:55</b>	<b>220.5</b>	<b>25</b>	<b>48:27.4</b>	<b>+9:15.7</b>	<b>40</b>			
	Cumulative Time		10:14.4	+4:35.8	29	14:31.0	+4:59.9	30	18:17.8	+5:17.4	38
	Section Time		6:19.4	+1:00.6	44	4:16.6	+37.5	43	3:46.8	+33.5	43
	Cumulative Time		25:05.9	+6:12.9	39	29:40.5	+6:57.2	41	33:27.0	+7:23.8	40
	Section Time		6:48.1	+1:18.2	43	4:34.6	+58.9	43	3:46.5	+28.6	42
	Cumulative Time		40:15.3	+8:23.1	40	44:53.9	+9:09.9	40	48:27.4	+9:15.7	40
	Section Time		6:48.3	+1:20.4	43	4:38.6	+57.2	43	3:33.5	+32.0	39
<b>41</b>	<b>44 KUCERA Milan</b>	<b>CZE</b>	<b>7:08</b>	<b>182.0</b>	<b>44</b>	<b>48:32.4</b>	<b>+9:20.7</b>	<b>41</b>			
	Cumulative Time		13:03.5	+7:24.9	43	17:06.8	+7:35.7	43	20:37.1	+7:36.7	43
	Section Time		5:55.5	+36.7	41	4:03.3	+24.2	37	3:30.3	+17.0	31
	Cumulative Time		26:51.7	+7:58.7	43	30:59.7	+8:16.4	43	34:30.7	+8:27.5	42
	Section Time		6:14.6	+44.7	37	4:08.0	+32.3	34	3:31.0	+13.1	28
	Cumulative Time		40:47.1	+8:54.9	42	45:01.5	+9:17.5	41	48:32.4	+9:20.7	41
	Section Time		6:16.4	+48.5	33	4:14.4	+33.0	37	3:30.9	+29.4	38
<b>42</b>	<b>43 RIEDER Ivan</b>	<b>SUI</b>	<b>6:45</b>	<b>186.5</b>	<b>43</b>	<b>49:12.0</b>	<b>+10:00.3</b>	<b>42</b>			
	Cumulative Time		12:41.2	+7:02.6	42	16:42.9	+7:11.8	42	20:14.8	+7:14.4	42
	Section Time		5:56.2	+37.4	42	4:01.7	+22.6	32	3:31.9	+18.6	35
	Cumulative Time		26:30.8	+7:37.8	42	30:56.9	+8:13.6	42	34:44.4	+8:41.2	43
	Section Time		6:16.0	+46.1	39	4:26.1	+50.4	41	3:47.5	+29.6	43
	Cumulative Time		41:08.9	+9:16.7	43	45:34.5	+9:50.5	43	49:12.0	+10:00.3	42
	Section Time		6:24.5	+56.6	40	4:25.6	+44.2	41	3:37.5	+36.0	40
<b>43</b>	<b>19 SMEJC Petr</b>	<b>CZE</b>	<b>3:40</b>	<b>223.5</b>	<b>19</b>	<b>49:13.7</b>	<b>+10:02.0</b>	<b>43</b>			
	Cumulative Time		9:33.1	+3:54.5	23	13:57.8	+4:26.7	26	17:58.4	+4:58.0	29
	Section Time		5:53.1	+34.3	37	4:24.7	+45.6	44	4:00.6	+47.3	44
	Cumulative Time		24:55.7	+6:02.7	38	29:36.1	+6:52.8	40	33:33.4	+7:30.2	41
	Section Time		6:57.3	+1:27.4	44	4:40.4	+1:04.7	44	3:57.3	+39.4	44
	Cumulative Time		40:34.7	+8:42.5	41	45:16.7	+9:32.7	42	49:13.7	+10:02.0	43
	Section Time		7:01.3	+1:33.4	44	4:42.0	+1:00.6	44	3:57.0	+55.5	44
<b>44</b>	<b>45 ZACHARENKO Sergei</b>	<b>BLR</b>	<b>8:00</b>	<b>171.5</b>	<b>45</b>	<b>49:18.9</b>	<b>+10:07.2</b>	<b>44</b>			
	Cumulative Time		13:55.0	+8:16.4	44	17:57.1	+8:26.0	44	21:28.7	+8:28.3	44
	Section Time		5:55.0	+36.2	40	4:02.1	+23.0	33	3:31.6	+18.3	33
	Cumulative Time		27:44.3	+8:51.3	44	31:50.9	+9:07.6	44	35:22.0	+9:18.8	44
	Section Time		6:15.6	+45.7	38	4:06.6	+30.9	31	3:31.1	+13.2	29
	Cumulative Time		41:38.5	+9:46.3	44	45:52.6	+10:08.6	44	49:18.9	+10:07.2	44
	Section Time		6:16.5	+48.6	35	4:14.1	+32.7	36	3:26.3	+24.8	32
<b>Did not start</b>	<b>29 PIKKOR Tambet</b>	<b>EST</b>	<b>4:33</b>	<b>213.0</b>	<b>29</b>						



## COMPETITION ANALYSIS / ANALYSE DE LA COMPÉTITION

INDIVIDUAL 15 km  
15 km INDIVIDUEL

SOLDIER HOLLOW   SUN 10 FEB 2002 / DIM 10 FEV 2002   START TIME / DEBUT 09:00   END TIME / FINI A 09:49

Weather	Snow Condition	Temperatures [°C]		Participants/NOCs					
		Air	Snow	Entries	Ranked	DNS	DNF	DSQ	LAP
Clear	Hard	-13.0	-15.0	45/15	44/14	1/1	0/0	0/0	0/0

**LEGEND / LEGENDE**

<b>Rk.</b>	Rank	<b>DNS</b>	Did not start	<b>DNF</b>	Did not finish	<b>DSQ</b>	Disqualified	<b>LAP</b>	Lapped
------------	------	------------	---------------	------------	----------------	------------	--------------	------------	--------



## RESULTS / RÉSULTATS

### INDIVIDUAL K90 - OFFICIAL TRAINING 4 K90 INDIVIDUEL - 4e ENTRAÎNEMENT OFFICIEL

UTAH OLYMPIC PARK TUE 12 FEB 2002 / MAR 12 FEV 2002 START TIME / DEBUT 12:31 END TIME / FINI A 14:36

Jury / Competition Management			Judges			Hill Data / Calculation		
Race Director	WEHLING Ulrich	FIS	A	ASPHAUG Kolbjorn	NOR	K-Point:	90 m	
Technical Delegate	KUMPOST Roman	CZE	B	KASAYA Yukio	JPN	Meter Value:	2.0 Points/m	
Chief of Competition	LAMB Joe	USA	C	FRELIH Janez	SLO	Jury Distance:	101 m	
Assistant TD	BRUDER Joachim	GER	D	LUNDE Randy	USA	Seconds per Point:	1.5	
			E	GOETZE Klaus-Dieter	GER	Points per Minute:	40	

Bib	Name	NOC Code	1st Round			2nd Round			3rd Round		
			Speed [km/h] Rank	Distance [m] Rank	Gate Rank	Speed [km/h] Rank	Distance [m] Rank	Gate Rank	Speed [km/h] Rank	Distance [m] Rank	Gate Rank
32	ZACHARENKO Sergei	BLR	86.3 45	75.5 45	17 2				85.7 21	83.5 33	15 33
33	ARNOULD Kevin	FRA	86.5 44	79.5 39	17 1	87.4 3	86.5 19	19 6	85.6 26	88.0 15	15 15
34	BAL Nicolas	FRA	87.9 2	84.0 20	19 20	87.9 1	87.5 15	19 4	86.2 3	80.5 39	15 39
35	BAUD Frederic	FRA	87.3 30	84.5 18	19 18	87.2 6	84.5 27	19 7	85.7 21	78.5 41	15 41
36	ROUX Ludovic	FRA	87.1 39	85.5 14	19 14	87.5 2	89.5 12	19 3	85.3 40	76.5 42	15 42
37	JEZERSEK Andrej	SLO									
38	KOBAYASHI Norihito	JPN	87.2 33	81.0 34	19 34	87.4 3	80.5 33	19 8	85.6 26	83.5 33	15 33
39	MORI Satoshi	JPN	87.1 39	84.0 20	19 20	87.4 3	93.0 5	19 2	85.4 35	83.0 35	15 35
40	OGIWARA Kenji	JPN	87.4 25	81.0 34	19 34	87.0 7	87.5 15	19 4	85.6 26	86.5 20	15 20
41	TAKAHASHI Daito	JPN	87.5 18	85.5 14	19 14	87.0 7	95.5 2	19 1	86.0 7	97.5 2	15 2
42	TOMII Gen	JPN	87.5 18	82.0 28	19 28	86.3 13	91.5 7	17 3	85.8 14	81.5 38	15 38
43	KAITAINEN Jouni	FIN									
44	KESKINARKAUS Mikko	FIN	87.8 9	88.5 8	19 8	86.6 11	94.5 3	17 2	85.6 26	85.0 26	15 26
45	LAJUNEN Samppa	FIN	87.5 18	95.0 2	19 2	86.7 10	100.5 1	17 1	85.8 14	101.5 1	15 1
46	MANNINEN Hannu	FIN	88.5 1	94.0 3	19 3	86.3 13	85.5 23	15 14	86.5 2	84.5 29	15 29
47	MANTILA Jari	FIN	87.6 14	92.0 4	19 4	86.2 18	93.5 4	15 1	86.0 7	89.0 12	15 12
48	TALLUS Jaakko	FIN	87.2 33	99.5 1	19 1	85.8 31	91.0 9	15 4	85.4 35	95.5 3	15 3
49	ACKERMANN Ronny	GER									
50	GAISER Jens	GER	87.8 9	90.0 6	19 6	86.3 13	84.5 27	15 18	86.0 7	83.0 35	15 35
51	HASENEY Sebastian	GER	87.2 33	80.5 37	19 37	85.3 44	73.0 43	15 32	85.5 32	66.5 45	15 45
52	HETTICH Georg	GER	87.3 30	91.5 5	19 5	86.0 24	86.0 20	15 11	85.8 14	90.0 10	15 10
53	HOEHLIG Marcel	GER				86.3 13	92.5 6	15 2	86.2 3	91.0 7	15 7



## RESULTS / RÉSULTATS

INDIVIDUAL K90 - OFFICIAL TRAINING 4  
K90 INDIVIDUEL - 4e ENTRAÎNEMENT OFFICIEL

UTAH OLYMPIC PARK TUE 12 FEB 2002 / MAR 12 FEV 2002 START TIME / DEBUT 12:31 END TIME / FINI A 14:36

Bib	Name	NOC Code	1st Round			2nd Round			3rd Round		
			Speed [km/h] Rank	Distance [m] Rank	Gate Rank	Speed [km/h] Rank	Distance [m] Rank	Gate Rank	Speed [km/h] Rank	Distance [m] Rank	Gate Rank
54	KIRCHEISEN Bjoern	GER									
55	CHURAVY Pavel	CZE	87.4 25	88.5 8	19 8	86.0 24	91.5 7	15 3	85.8 14	85.5 24	15 24
56	HERMANSKY Lukas	CZE	87.9 2	86.0 12	19 12	86.3 13	87.5 15	15 9	86.2 3	93.0 6	15 6
57	KUCERA Milan	CZE	87.9 2	80.0 38	19 38	86.2 18	71.5 45	15 34	86.1 6	85.5 24	15 24
58	RYGL Ladislav	CZE	87.9 2	79.5 39	19 39	86.2 18	85.0 26	15 17	85.9 13	84.5 29	15 29
59	SMEJC Petr	CZE	87.8 9	82.5 26	19 26	86.2 18	85.5 23	15 14	85.6 26	87.0 19	15 19
60	PSENKO Michal	SVK	87.4 25	83.0 25	19 25	85.5 39	87.0 18	15 10	85.4 35	86.5 20	15 20
1	DAYTON Matt	USA	87.3 30	82.0 28	19 28	85.6 34	84.5 27	15 18	85.5 32	85.0 26	15 26
2	DEMONG Bill	USA									
3	ERICHSEN Kristoffer	USA	87.4 25	85.5 14	19 14	85.9 28	81.5 31	15 21	85.4 35	87.5 17	15 17
5	LODWICK Todd	USA									
6	SPILLANE Johnny	USA	87.5 18	87.0 11	19 11	85.8 31	76.5 40	15 29	85.7 21	84.0 31	15 31
7	Van LOAN Carl	USA	87.8 9	85.0 17	19 17	85.9 28	75.5 41	15 30	85.1 42	80.0 40	15 40
8	BARANNIKOV Alexej	RUS	87.7 13	84.0 20	19 20	85.9 28	88.0 14	15 8	85.8 14	90.5 8	15 8
9	FADEEV Alexej	RUS	87.5 18	87.5 10	19 10	86.0 24	86.0 20	15 11	85.7 21	94.0 4	15 4
10	LYSENIN Vladimir	RUS	87.0 41	83.5 24	19 24	85.4 42	78.5 35	15 24	85.0 44	87.5 17	15 17
11	STOLJAROV Valerij	RUS	87.0 41	73.0 46	19 44	85.5 39	65.0 46	15 35	84.9 45	70.0 43	15 43
12	ZVETKOV Alexej	RUS	86.1 46	82.0 28	19 28	85.6 34	80.0 34	15 23	85.1 42	89.5 11	15 11
13	BIELER Christoph	AUT									
14	DENIFL Wilhelm	AUT									
15	EUGEN Christoph	AUT	87.9 2	82.0 28	19 28	86.8 9	86.0 20	15 11	86.7 1	86.0 23	15 23
16	GOTTWALD Felix	AUT									
17	GRUBER Michael	AUT	87.9 2	86.0 12	19 12	86.2 18	91.0 9	15 4	86.0 7	85.0 26	15 26
18	STECHER Mario	AUT									
19	PIKKOR Tabet	EST									



## RESULTS / RÉSULTATS

### INDIVIDUAL K90 - OFFICIAL TRAINING 4 K90 INDIVIDUEL - 4e ENTRAÎNEMENT OFFICIEL

UTAH OLYMPIC PARK TUE 12 FEB 2002 / MAR 12 FEV 2002 START TIME / DEBUT 12:31 END TIME / FINI A 14:36

Bib	Name	NOC Code	1st Round			2nd Round			3rd Round		
			Speed [km/h] Rank	Distance [m] Rank	Gate Rank	Speed [km/h] Rank	Distance [m] Rank	Gate Rank	Speed [km/h] Rank	Distance [m] Rank	Gate Rank
20	SALUMAE Jens	EST									
21	HARTMANN Andy	SUI	87.6 14	82.0 28	19 28	85.7 33	78.0 37	15 26			
22	HEER Ronny	SUI	87.6 14	84.5 18	19 18	85.4 42	73.0 43	15 32	85.8 14	90.5 8	15 8
23	HURSCHLER Andreas	SUI	87.4 25	79.0 41	19 40	85.5 39	74.0 42	15 31	85.2 41	89.0 12	15 12
24	HURSCHLER Seppi	SUI	87.6 14	82.5 26	19 26	85.6 34	88.5 13	15 7	85.6 26	93.5 5	15 5
25	RIEDER Ivan	SUI	87.5 18	81.0 34	19 34	86.1 23	78.5 35	15 24	86.0 7	88.0 15	15 15
26	SCHMID Jan	SUI	87.5 18	89.0 7	19 7	85.6 34	90.0 11	15 6	85.7 21	88.5 14	15 14
27	BRYNEMO Preben Fjaere	NOR	87.9 2	82.0 28	19 28	86.4 12	78.0 37	15 26	86.0 7	84.0 31	15 31
28	GRAVE Jan Rune	NOR	87.2 33	77.0 43	19 42	86.0 24	82.0 30	15 20	85.8 14	86.5 20	15 20
29	HAMMER Kristian	NOR	87.2 33	84.0 20	19 20	85.6 34	85.5 23	15 14	85.4 35	67.0 44	15 44
30	OESTVIK Lars Andreas	NOR	86.9 43	76.5 44	19 43	85.3 44	78.0 37	15 26	84.8 46	58.0 46	15 46
31	ROTEVATN Sverre	NOR	87.2 33	79.0 41	19 40	85.1 46	81.0 32	15 22	85.5 32	83.0 35	15 35



## RESULTS / RÉSULTATS

### INDIVIDUAL K90 - OFFICIAL TRAINING 4 K90 INDIVIDUEL - 4e ENTRAÎNEMENT OFFICIEL

UTAH OLYMPIC PARK TUE 12 FEB 2002 / MAR 12 FEV 2002 START TIME / DEBUT 12:31 END TIME / FINI A 14:36

Weather Information									
	Time	Weather	Temp.[°C]		Humid.	Wind[m/s]			
			Air	Snow	[%]	Min.	Max.	Aver.	
1st Round	12:31 - 12:59	Clear	-3.0	-12.0	52	0.2	1.7	0.7	
2nd Round	13:06 - 13:44	Clear	-2.0	-8.0	51	0.2	2.5	1.1	
3rd Round	13:51 - 14:36	Clear	-2.0	-9.0	40	0.2	5.3	1.7	

Statistics											
	Gate	Falls	Distance[m]			Speed[km/h]			Jumpers / NOCs		
			Min.	Max.	Aver.	Min.	Max.	Aver.	In Starting List	Started	With Results
1st Round	17	0	75.5	79.5	77.5	86.3	86.5	86.4	59/14	46/12	46/12
	19	0	73.0	99.5	84.3	86.1	88.5	87.4			
2nd Round	15	0	65.0	93.5	82.6	85.1	86.8	85.8	59/14	46/11	46/11
	17	0	91.5	100.5	95.5	86.3	86.7	86.5			
	19	0	80.5	95.5	88.0	87.0	87.9	87.3			
3rd Round	15	0	58.0	101.5	85.0	84.8	86.7	85.6	59/14	46/12	46/12

**NOTE**  
**Bolded Line in Gate column:**  
 A bolded line at the "Gate" column indicates a change in gate assignment at this point. The presentation of rankings is calculated only within results achieved from the same gate.

LEGEND			
<b>NOC</b>	National Olympic Committee	<b>Min.</b>	Minimum
<b>Max.</b>	Maximum	<b>Aver.</b>	Average
<b>Assistant TD</b>	Assistant Technical Delegate	<b>Temp.</b>	Temperature
<b>Humid.</b>	Humidity		



## RESULTS / RÉSULTATS

### INDIVIDUAL K90 - OFFICIAL TRAINING 5 K90 INDIVIDUEL - 5e ENTRAÎNEMENT OFFICIEL

UTAH OLYMPIC PARK WED 13 FEB 2002 / MER 13 FEV 2002 START TIME / DEBUT 13:00 END TIME / FINI A 14:37

Jury / Competition Management			Judges			Hill Data / Calculation		
Race Director	WEHLING Ulrich	FIS	A	ASPHAUG Kolbjorn	NOR	K-Point:		90 m
Technical Delegate	KUMPOST Roman	CZE	B	KASAYA Yukio	JPN	Meter Value:		2.0 Points/m
Chief of Competition	LAMB Joe	USA	C	FRELIH Janez	SLO	Jury Distance:		101 m
Assistant TD	BRUDER Joachim	GER	D	LUNDE Randy	USA	Seconds per Point:		1.5
			E	GOETZE Klaus-Dieter	GER	Points per Minute:		40

Bib	Name	NOC Code	1st Round			2nd Round			3rd Round		
			Speed [km/h] Rank	Distance [m] Rank	Gate Rank	Speed [km/h] Rank	Distance [m] Rank	Gate Rank	Speed [km/h] Rank	Distance [m] Rank	Gate Rank
38	KOBAYASHI Norihito	JPN	87.0 48	81.5 42	19 11	88.1 29	83.5 41	21 41	88.1 27	84.5 38	21 38
39	MORI Satoshi	JPN	87.0 48	89.0 9	19 2	88.1 29	90.5 10	21 10	87.8 36	88.5 23	21 23
40	OGIWARA Kenji	JPN	87.0 48	85.0 24	19 5	88.1 29	88.5 20	21 20	87.9 32	85.0 36	21 36
41	TAKAHASHI Daito	JPN	87.5 40	89.5 7	19 1	88.0 36	92.0 5	21 5	88.2 18	93.5 6	21 6
42	TOMII Gen	JPN	87.3 44	81.0 45	19 13	87.9 38	87.0 25	21 25	88.1 27	88.0 24	21 24
43	KAITAINEN Jouni	FIN									
44	KESKINARKAUS Mikko	FIN									
45	LAJUNEN Samppa	FIN									
46	MANNINEN Hannu	FIN	88.3 6	87.0 13	19 3						
47	MANTILA Jari	FIN									
48	TALLUS Jaakko	FIN									
49	ACKERMANN Ronny	GER	87.3 44	81.0 45	19 13	88.3 17	90.5 10	21 10	88.6 3	95.0 1	21 1
50	GAISER Jens	GER	87.8 30	81.5 42	19 11	88.6 4	89.5 17	21 17	88.6 3	89.5 21	21 21
51	HASENEY Sebastian	GER									
52	HETTICH Georg	GER	87.5 40	85.0 24	19 5	88.2 22	90.5 10	21 10	88.3 14	90.5 18	21 18
53	HOEHLIG Marcel	GER	87.9 25	86.0 21	19 4	88.7 1	94.0 1	21 1	88.6 3	90.5 18	21 18
54	KIRCHEISEN Bjoern	GER	87.7 34	84.5 30	19 8	88.3 17	92.5 2	21 2	88.5 7	91.5 10	21 10
55	CHURAVY Pavel	CZE	87.7 34	84.0 32	19 9	88.2 22	91.0 9	21 9	88.5 7	92.0 9	21 9
56	HERMANSKY Lukas	CZE	88.1 15	85.0 24	19 5	88.6 4	90.5 10	21 10	88.5 7	86.5 29	21 29
57	KUCERA Milan	CZE	87.8 30	83.0 38	19 10	88.7 1	91.5 6	21 6	88.8 1	87.0 27	21 27
58	RYGL Ladislav	CZE	87.5 40	79.0 48	19 15	88.5 7	89.0 19	21 19	88.3 14	80.5 44	21 44
59	SMEJC Petr	CZE	88.1 15	92.5 1	20 1	88.5 7	91.5 6	21 6	88.5 7	86.5 29	21 29



## RESULTS / RÉSULTATS

INDIVIDUAL K90 - OFFICIAL TRAINING 5  
K90 INDIVIDUEL - 5e ENTRAÎNEMENT OFFICIEL

UTAH OLYMPIC PARK WED 13 FEB 2002 / MER 13 FEV 2002 START TIME / DEBUT 13:00 END TIME / FINI A 14:37

Bib	Name	NOC Code	1st Round			2nd Round			3rd Round		
			Speed [km/h] Rank	Distance [m] Rank	Gate Rank	Speed [km/h] Rank	Distance [m] Rank	Gate Rank	Speed [km/h] Rank	Distance [m] Rank	Gate Rank
60	PSENKO Michal	SVK	87.5 40	87.0 13	20 7	88.1 29	87.5 24	21 24	88.2 18	83.5 41	21 41
1	DAYTON Matt	USA	87.9 25	87.0 13	20 7	88.2 22	88.0 21	21 21	88.0 31	85.0 36	21 36
2	DEMONG Bill	USA	88.0 22	92.0 2	20 2	88.4 12	91.5 6	21 6	88.3 14	91.0 14	21 14
3	ERICHSEN Kristoffer	USA	87.7 34	83.0 38	20 15	88.2 22	85.5 33	21 33	88.2 18	87.5 26	21 26
5	LODWICK Todd	USA	88.0 22	87.5 12	20 6	88.3 17	87.0 25	21 25	88.1 27	92.5 7	21 7
6	SPILLANE Johnny	USA	87.7 34	84.0 32	20 14	88.2 22	86.0 30	21 30	87.9 32	88.0 24	21 24
7	Van LOAN Carl	USA	87.9 25	80.0 47	20 18	88.1 29	75.5 48	21 48	88.2 18	83.0 42	21 42
8	BARANNIKOV Alexej	RUS	88.1 15	84.5 30	20 13	88.4 12	84.0 40	21 40	88.4 11	86.0 31	21 31
9	FADEEV Alexej	RUS	88.0 22	86.5 18	20 10	88.5 7	90.0 14	21 14			
10	LYSENIN Vladimir	RUS	87.2 46	81.5 42	20 17	87.7 45	83.0 42	21 42	87.7 40	86.0 31	21 31
11	STOLJAROV Valerij	RUS	87.6 39	76.5 50	20 19	87.9 38	74.5 49	21 49	87.9 32	69.5 45	21 45
12	ZVETKOV Alexej	RUS	87.1 47	85.0 24	20 12	87.5 47	85.0 35	21 35	87.5 43	84.5 38	21 38
13	BIELER Christoph	AUT	88.2 10	90.5 4	20 3	88.5 7	92.5 2	21 2	88.4 11	90.0 20	21 20
14	DENIFL Wilhelm	AUT	88.1 15	87.0 13	20 7	88.4 12	88.0 21	21 21	88.3 14	91.5 10	21 10
15	EUGEN Christoph	AUT	88.3 6	82.5 40	20 16	88.5 7	83.0 42	21 42	88.8 1	86.0 31	21 31
16	GOTTWALD Felix	AUT	88.2 10	85.5 22	20 11	88.3 17	87.0 25	21 25	88.2 18	94.5 3	21 3
17	GRUBER Michael	AUT	88.2 10	88.5 10	20 4	88.4 12	90.0 14	21 14	88.4 11	95.0 1	21 1
18	STECHER Mario	AUT	88.1 15	88.5 10	20 4	88.4 12	92.5 2	21 2	88.1 27	92.5 7	21 7
19	PIKKOR Tambet	EST									
20	SALUMAE Jens	EST									
21	HARTMANN Andy	SUI	88.4 3	90.0 5	21 2	88.1 29	85.5 33	21 33	88.2 18	87.0 27	21 27
22	HEER Ronny	SUI	88.2 10	91.5 3	21 1	88.1 29	89.5 17	21 17	88.2 18	91.0 14	21 14
23	HURSCHLER Andreas	SUI	87.7 34	83.5 36	21 13	87.4 49	84.5 38	21 38	87.5 43	82.5 43	21 43
24	HURSCHLER Seppi	SUI	88.1 15	85.5 22	21 8	87.9 38	86.0 30	21 30	87.8 36	91.0 14	21 14
25	RIEDER Ivan	SUI	88.4 3	86.5 18	21 6	88.3 17	87.0 25	21 25	88.2 18	91.0 14	21 14





## RESULTS / RÉSULTATS

### INDIVIDUAL K90 - OFFICIAL TRAINING 5 K90 INDIVIDUEL - 5e ENTRAÎNEMENT OFFICIEL

UTAH OLYMPIC PARK WED 13 FEB 2002 / MER 13 FEV 2002 START TIME / DEBUT 13:00 END TIME / FINI A 14:37

Bib	Name	NOC Code	1st Round			2nd Round			3rd Round		
			Speed [km/h]	Distance [m]	Gate	Speed [km/h]	Distance [m]	Gate	Speed [km/h]	Distance [m]	Gate
			Rank	Rank	Rank	Rank	Rank	Rank	Rank	Rank	Rank
26	SCHMID Jan	SUI	88.2 10	84.0 32	21 11	87.8 44	85.0 35	21 35	87.8 36	94.5 3	21 3
27	BRYNEMO Preben Fjaere	NOR	88.8 1	85.0 24	21 9	88.7 1	85.0 35	21 35	88.6 3	91.5 10	21 10
28	GRAVE Jan Rune	NOR	88.3 6	90.0 5	21 2	88.2 22	88.0 21	21 21	88.2 18	94.0 5	21 5
29	HAMMER Kristian	NOR	88.3 6	82.5 40	21 15	87.9 38	86.0 30	21 30	87.9 32	91.5 10	21 10
30	OESTVIK Lars Andreas	NOR	88.4 3	77.0 49	21 16	87.9 38	81.0 47	21 47	87.7 40	84.5 38	21 38
31	ROTEVATN Sverre	NOR	87.8 30	84.0 32	21 11	87.5 47	82.0 45	21 45	87.5 43	86.0 31	21 31
32	ZACHARENKO Sergei	BLR	87.9 25	86.5 18	21 6	87.6 46	84.5 38	21 38	87.6 42	89.0 22	21 22
33	ARNOULD Kevin	FRA	88.1 15	89.5 7	21 4	88.0 36	90.0 14	21 14			
34	BAL Nicolas	FRA	88.6 2	87.0 13	21 5	88.6 4	83.0 42	21 42			
35	BAUD Frederic	FRA	87.9 25	83.5 36	21 13	87.9 38	81.5 46	21 46	87.8 36	86.0 31	21 31
36	ROUX Ludovic	FRA	87.8 30	85.0 24	21 9	88.2 22	87.0 25	21 25			
37	JEZERSEK Andrej	SLO									

Weather Information									
	Time	Weather	Temp.[°C]		Humid. [%]	Wind[m/s]			
			Air	Snow		Min.	Max.	Aver.	
1st Round	13:00 - 13:30	Partly Cloudy	1.0	-14.0	25	0.1	1.2	0.5	
2nd Round	13:36 - 14:04	Partly Cloudy	1.0	-10.0	27	0.1	0.7	0.4	
3rd Round	14:10 - 14:37	Partly Cloudy	2.0	-11.0	25	0.2	1.2	0.6	

Statistics											
	Gate	Falls	Distance[m]			Speed[km/h]			Jumpers / NOCs		
			Min.	Max.	Aver.	Min.	Max.	Aver.	In Starting List	Started	With Results
1st Round	19	0	79.0	89.5	84.1	87.0	88.3	87.5	59/14	50/12	50/12
	20	0	76.5	92.5	85.7	87.1	88.3	87.8			
	21	0	77.0	91.5	85.6	87.7	88.8	88.1			
2nd Round	21	0	74.5	94.0	87.1	87.4	88.7	88.1	59/14	49/11	49/11
3rd Round	21	0	69.5	95.0	88.3	87.5	88.8	88.1	59/14	45/11	45/11

**NOTE**  
**Bolded Line in Gate column:**  
 A bolded line at the "Gate" column indicates a change in gate assignment at this point. The presentation of rankings is calculated only within results achieved from the same gate.

LEGEND			
NOC	National Olympic Committee	Min.	Minimum
Max.	Maximum	Aver.	Average
Assistant TD	Assistant Technical Delegate	Temp.	Temperature
Humid.	Humidity		



## START LIST SUMMARY / LISTE DE DÉPART ABRÉGÉE

TEAM K90 - FINAL ROUND  
K90 PAR ÉQUIPE - MANCHE FINALE

UTAH OLYMPIC PARK SAT 16 FEB 2002 / SAM 16 FEV 2002 START TIME / DEBUT 10:00

Jury / Competition Management			Judges			Hill Data / Calculation	
Race Director	WEHLING Ulrich	FIS	A	ASPHAUG Kolbjorn	NOR	K-Point:	90 m
Technical Delegate	KUMPOST Roman	CZE	B	KASAYA Yukio	JPN	Meter Value:	2.0 Points/m
Chief of Competition	LAMB Joe	USA	C	FRELIH Janez	SLO	Jury Distance:	101 m
Assistant TD	BRUDER Joachim	GER	D	LUNDE Randy	USA	Seconds per Point:	1.5
			E	GOETZE Klaus-Dieter	GER	Points per Minute:	40

Bib	Name	NOC Code	1st Round		Bib	Name	NOC Code	1st Round	
			Distance	Points				Distance	Points
1-1	HURSCHLER Andreas	SUI	86.5	106.0	1-3	RIEDER Ivan	SUI	90.0	112.0
2-1	ROUX Ludovic	FRA	85.5	103.0	2-3	BAL Nicolas	FRA	86.5	104.5
3-1	LODWICK Todd	USA	92.0	119.5	3-3	SPILLANE Johnny	USA	87.5	108.5
4-1	SMEJC Petr	CZE	89.5	110.5	4-3	HERMANISKY Lukas	CZE	90.0	112.0
5-1	FADEEV Alexej	RUS	89.0	110.5	5-3	LYSENIN Vladimir	RUS	77.0	83.0
6-1	TOMII Gen	JPN	90.5	112.5	6-3	MORI Satoshi	JPN	87.5	109.5
7-1	KIRCHEISEN Bjoern	GER	89.0	109.5	7-3	HOEHLIG Marcel	GER	90.0	113.0
8-1	MANTILA Jari	FIN	89.5	112.0	8-3	MANNINEN Hannu	FIN	93.5	119.5
9-1	GRUBER Michael	AUT	89.0	110.5	9-3	STECHE MARIO	AUT	92.5	119.0
10-1	GRAVE Jan Rune	NOR	87.5	106.0	10-3	ROTEVATN Sverre	NOR	79.5	89.0
1-2	SCHMID Jan	SUI	85.0	102.0	1-4	HEER Ronny	SUI	91.0	117.5
2-2	BAUD Frederic	FRA	85.0	102.0	2-4	ARNOULD Kevin	FRA	85.5	103.0
3-2	DAYTON Matt	USA	83.5	97.5	3-4	DEMONG Bill	USA	93.0	123.0
4-2	KUCERA Milan	CZE	88.5	109.5	4-4	CHURAVY Pavel	CZE	93.0	116.0
5-2	ZVETKOV Alexej	RUS	80.5	91.5	5-4	BARANNIKOV Alexej	RUS	90.0	113.0
6-2	OGIWARA Kenji	JPN	87.0	106.5	6-4	TAKAHASHI Daito	JPN	94.5	122.0
7-2	HETTICH Georg	GER	86.0	104.5	7-4	ACKERMANN Ronny	GER	94.0	122.5
8-2	TALLUS Jaakko	FIN	95.5	127.0	8-4	LAJUNEN Samppa	FIN	96.5	128.0
9-2	BIELER Christoph	AUT	91.0	116.0	9-4	GOTTWALD Felix	AUT	94.0	122.0
10-2	OESTVIK Lars Andreas	NOR	79.0	87.5	10-4	HAMMER Kristian	NOR	86.5	103.5

Team Ranking									
1	Finland	FIN	486.5	0:00	6	Czech Republic	CZE	448.0	+0:58
2	Austria	AUT	467.5	+0:29	7	Switzerland	SUI	437.5	+1:14
3	Japan	JPN	450.5	+0:54	8	France	FRA	412.5	+1:51
4	Germany	GER	449.5	+0:56	9	Russian Federation	RUS	398.0	+2:13
5	United States of America	USA	448.5	+0:57	10	Norway	NOR	386.0	+2:31

### NOTES

#### How point scores are calculated:

An athlete is awarded 60 points for jumping the K-point distance. For every meter more or less than the K-point, a competitor has 2.0 points added or subtracted from his total. In addition, competitors are awarded points for style (for flight and landing) up to a maximum of 20 per judge. Five judges score each jump, with the highest and lowest scores disregarded and the scores of the other three aggregated and added to the competitor's points for distance.

### LEGEND

**NOC** National Olympic Committee      **Assistant TD** Assistant Technical Delegate



## RESULTS / RÉSULTATS

### TEAM K90 - FINAL ROUND K90 PAR ÉQUIPE - MANCHE FINALE

UTAH OLYMPIC PARK SAT 16 FEB 2002 / SAM 16 FEV 2002 START TIME / DEBUT 09:00 END TIME / FINI A 10:38

Jury / Competition Management			Judges			Hill Data / Calculation		
Race Director	WEHLING Ulrich	FIS	A	ASPHAUG Kolbjoern	NOR	K-Point:	90 m	
Technical Delegate	KUMPOST Roman	CZE	B	KASAYA Yukio	JPN	Meter Value:	2.0 Points/m	
Chief of Competition	LAMB Joe	USA	C	FRELIH Janez	SLO	Jury Distance:	101 m	
Assistant TD	BRUDER Joachim	GER	D	LUNDE Randy	USA	Seconds per Point:	1.5	
			E	GOETZE Klaus-Dieter	GER	Points per Minute:	40	

Rank	Bib	NOC (NOC Code) Name	Speed [km/h]	Distance [m]	Distance Points	Judges Marks					Judges Points	Round Points	Grp. Rank	Total/ Time Diff.
<b>1</b>	<b>8</b>	<b>FINLAND (FIN)</b>									<b>486.5</b>	<b>1</b>	<b>967.5</b>	
											<b>481.0</b>	<b>1</b>		<b>0:00</b>
		8-1	MANTILA Jari	88.1 88.3	89.5 90.0	59.0 60.0	17.5 18.0 17.5 18.0 17.5	53.0	112.0	3				
							17.5 18.0 17.5 17.5 18.0	53.0	113.0	6				
		8-2	TALLUS Jaakko	87.9 88.1	95.5 94.5	71.0 69.0	18.5 18.5 18.5 19.0 19.0	56.0	127.0	1				
							18.5 19.0 19.0 18.5 18.5	56.0	125.0	1				
		8-3	MANNINEN Hannu	88.9 89.0	93.5 91.0	67.0 62.0	17.5 17.5 18.0 17.5 17.5	52.5	119.5	1				
							17.0 17.0 17.0 17.5 17.5	51.5	113.5	2				
		8-4	LAJUNEN Samppa	88.1 88.0	96.5 96.5	73.0 73.0	18.5 18.0 18.5 18.0 18.5	55.0	128.0	1				
							18.5 18.5 19.0 19.5 19.0	56.5	129.5	1				
<b>2</b>	<b>9</b>	<b>AUSTRIA (AUT)</b>									<b>467.5</b>	<b>2</b>	<b>938.5</b>	
											<b>471.0</b>	<b>2</b>		<b>+0:44</b>
		9-1	GRUBER Michael	88.1 88.0	89.0 86.5	58.0 53.0	17.5 17.5 17.5 17.0 17.5	52.5	110.5	4				
							17.0 17.5 17.5 17.0 17.0	51.5	104.5	9				
		9-2	BIELER Christoph	88.1 88.6	91.0 94.5	62.0 69.0	18.0 18.0 18.0 17.0 18.0	54.0	116.0	2				
							18.0 18.0 18.5 18.0 18.0	54.0	123.0	2				
		9-3	STECHER Mario	88.4 88.6	92.5 95.5	65.0 71.0	18.0 18.0 17.5 18.0 18.0	54.0	119.0	2				
							18.0 17.5 18.0 18.5 18.0	54.0	125.0	1				
		9-4	GOTTWALD Felix	88.6 88.7	94.0 93.0	68.0 66.0	17.5 18.0 18.0 18.0 18.0	54.0	122.0	4				
							17.5 17.5 18.5 17.5 17.5	52.5	118.5	5				
<b>3</b>	<b>3</b>	<b>UNITED STATES OF AMERICA (USA)</b>									<b>448.5</b>	<b>5</b>	<b>905.0</b>	
											<b>456.5</b>	<b>3</b>		<b>+1:34</b>
		3-1	LODWICK Todd	88.1 88.3	92.0 92.0	64.0 64.0	18.5 18.5 18.5 18.5 18.0	55.5	119.5	1				
							18.5 19.0 18.5 18.5 19.0	56.0	120.0	1				
		3-2	DAYTON Matt	87.6 87.9	83.5 85.5	47.0 51.0	16.5 16.5 17.0 17.0 17.0	50.5	97.5	8				
							17.5 18.0 17.5 17.5 17.5	52.5	103.5	6				
		3-3	SPILLANE Johnny	87.8 87.9	87.5 87.0	55.0 54.0	17.5 18.0 17.5 18.0 18.0	53.5	108.5	7				
							17.5 18.0 18.0 17.5 17.5	53.0	107.0	4				
		3-4	DEMONG Bill	88.1 88.2	93.0 94.5	66.0 69.0	19.0 18.5 19.0 19.0 19.0	57.0	123.0	2				
							19.0 18.5 19.0 19.5 19.0	57.0	126.0	2				
<b>4</b>	<b>6</b>	<b>JAPAN (JPN)</b>									<b>450.5</b>	<b>3</b>	<b>901.0</b>	
											<b>450.5</b>	<b>4</b>		<b>+1:40</b>
		6-1	TOMII Gen	87.7 87.8	90.5 91.0	61.0 62.0	17.0 18.0 17.5 17.0 17.0	51.5	112.5	2				
							17.5 18.5 18.0 18.0 17.0	53.5	115.5	3				
		6-2	OGIWARA Kenji	87.6 88.0	87.0 87.0	54.0 54.0	17.5 19.0 17.5 17.5 17.5	52.5	106.5	4				
							17.5 18.0 18.0 18.0 18.0	54.0	108.0	4				
		6-3	MORI Satoshi	87.6 87.6	87.5 85.5	55.0 51.0	18.0 18.5 18.0 18.0 18.5	54.5	109.5	6				
							18.0 18.5 17.0 18.0 17.5	53.5	104.5	5				
		6-4	TAKAHASHI Daito	88.1 88.1	94.5 94.0	69.0 68.0	16.5 19.0 18.0 17.5 17.5	53.0	122.0	4				
							18.0 19.0 18.5 17.5 18.0	54.5	122.5	3				



## RESULTS / RÉSULTATS

TEAM K90 - FINAL ROUND  
K90 PAR ÉQUIPE - MANCHE FINALE

UTAH OLYMPIC PARK SAT 16 FEB 2002 / SAM 16 FEV 2002 START TIME / DEBUT 09:00 END TIME / FINI A 10:38

Rank	Bib	NOC (NOC Code) Name	Speed [km/h]	Distance [m]	Distance Points	Judges Marks					Judges Points	Round Points	Grp. Rank	Total/ Time Diff.	
						A	B	C	D	E					
5	7	GERMANY (GER)											449.5	4	893.5 +1:51
													444.0	5	
	7-1	KIRCHEISEN Bjoern	88.1 88.3	89.0 89.0	58.0 58.0	17.0 17.0	17.5 17.5	17.5 17.5	17.0 17.5	17.0 17.5	51.5 52.5	109.5 110.5	7 7		
	7-2	HETTICH Georg	87.9 88.4	86.0 85.5	52.0 51.0	17.0 17.0	18.0 17.5	17.0 17.5	18.0 17.5	18.0 17.5	52.5 52.0	104.5 103.0	5 7		
	7-3	HOEHLIG Marcel	88.4 88.6	90.0 88.5	60.0 57.0	17.5 16.5	18.0 18.0	18.5 18.5	17.5 18.0	17.5 18.0	53.0 54.0	113.0 111.0	3 3		
	7-4	ACKERMANN Ronny	88.4 88.4	94.0 93.0	68.0 66.0	18.0 17.5	18.0 17.5	18.5 18.0	18.0 18.0	18.5 18.0	54.5 53.5	122.5 119.5	3 4		
6	4	CZECH REPUBLIC (CZE)											448.0	6	892.0 +1:53
													444.0	5	
	4-1	SMEJC Petr	88.3 88.8	89.5 92.5	59.0 65.0	16.5 17.5	17.5 18.0	17.0 17.5	17.0 18.0	17.0 18.0	51.5 53.0	110.5 118.0	4 2		
	4-2	KUCERA Milan	88.3 88.7	88.5 87.0	57.0 54.0	17.5 16.0	18.0 17.0	17.0 18.0	18.0 16.0	17.0 16.0	52.5 51.0	109.5 105.0	3 5		
	4-3	HERMANSKY Lukas	88.4 88.5	90.0 86.0	60.0 52.0	17.0 17.0	17.5 17.0	18.0 17.0	17.5 17.0	17.0 17.0	52.0 51.0	112.0 103.0	4 7		
	4-4	CHURAVY Pavel	88.3 88.3	93.0 93.5	66.0 67.0	16.0 16.5	16.5 18.0	17.0 17.0	16.5 17.5	17.5 17.5	50.0 51.0	116.0 118.0	7 6		
7	1	SWITZERLAND (SUI)											437.5	7	863.0 +2:37
													425.5	8	
	1-1	HURSCHLER Andreas	87.6 87.8	86.5 84.0	53.0 48.0	17.0 17.0	18.0 17.5	18.0 17.0	17.5 17.0	17.5 17.0	53.0 51.0	106.0 99.0	8 10		
	1-2	SCHMID Jan	87.5 88.1	85.0 88.5	50.0 57.0	17.0 18.0	17.5 18.0	17.5 18.0	17.0 18.5	17.5 18.0	52.0 54.0	102.0 111.0	6 3		
	1-3	RIEDER Ivan	88.3 88.1	90.0 85.0	60.0 50.0	17.0 16.5	17.5 16.5	17.0 17.5	18.0 17.0	17.5 17.5	52.0 51.0	112.0 101.0	4 8		
	1-4	HEER Ronny	88.1 88.2	91.0 89.5	62.0 59.0	18.5 18.5	18.5 18.5	19.0 18.5	18.5 18.5	18.0 18.5	55.5 55.5	117.5 114.5	6 7		
8	2	FRANCE (FRA)											412.5	8	846.5 +3:02
													434.0	7	
	2-1	ROUX Ludovic	87.8 88.2	85.5 90.5	51.0 61.0	16.5 17.5	17.5 18.0	17.0 18.0	17.5 18.0	17.5 18.0	52.0 54.0	103.0 115.0	10 4		
	2-2	BAUD Frederic	87.6 87.9	85.0 85.0	50.0 50.0	17.0 17.0	17.5 18.0	17.5 17.0	17.0 17.5	17.5 17.5	52.0 51.5	102.0 101.5	6 9		
	2-3	BAL Nicolas	88.4 88.4	86.5 86.0	53.0 52.0	17.0 17.0	17.5 17.5	17.0 17.0	17.0 17.5	17.0 17.5	51.5 51.5	104.5 103.5	8 6		
	2-4	ARNOULD Kevin	87.4 87.6	85.5 90.0	51.0 60.0	17.0 17.5	17.5 18.0	18.0 18.5	17.5 18.0	17.0 18.0	52.0 54.0	103.0 114.0	10 8		



## RESULTS / RÉSULTATS

### TEAM K90 - FINAL ROUND K90 PAR ÉQUIPE - MANCHE FINALE

UTAH OLYMPIC PARK SAT 16 FEB 2002 / SAM 16 FEV 2002 START TIME / DEBUT 09:00 END TIME / FINI A 10:38

Rank	Bib	NOC (NOC Code) Name	Speed [km/h]	Distance [m]	Distance Points	Judges Marks					Judges Points	Round Points	Grp. Rank	Total/ Time Diff.	
						A	B	C	D	E					
<b>9</b>	<b>5</b>	<b>RUSSIAN FEDERATION (RUS)</b>											<b>398.0</b>	<b>9</b>	<b>821.0</b> <b>+3:40</b>
													<b>423.0</b>	<b>9</b>	
	5-1	FADEEV Alexej	88.2 88.5	89.0 90.0	58.0 60.0	17.5 17.5	18.0 18.0	17.5 18.5	17.0 17.5	17.5 18.0	52.5 53.5	110.5 113.5	4 5		
	5-2	ZVETKOV Alexej	87.3 87.9	80.5 85.0	41.0 50.0	17.0 17.5	17.0 18.0	16.5 17.5	16.5 17.5	17.0 17.5	50.5 52.5	91.5 102.5	9 8		
	5-3	LYSENIN Vladimir	87.6 87.8	77.0 82.0	34.0 44.0	16.0 17.0	16.5 17.0	16.5 16.5	16.5 17.0	15.5 16.0	49.0 50.5	83.0 94.5	10 9		
	5-4	BARANNIKOV Alexej	88.3 88.3	90.0 90.0	60.0 60.0	17.5 17.0	17.5 17.0	18.0 18.0	18.0 17.5	17.5 17.5	53.0 52.5	113.0 112.5	8 9		
<b>10</b>	<b>10</b>	<b>NORWAY (NOR)</b>											<b>386.0</b>	<b>10</b>	<b>791.5</b> <b>+4:24</b>
													<b>405.5</b>	<b>10</b>	
	10-1	GRAVE Jan Rune	87.9 88.0	87.5 88.0	55.0 56.0	16.5 17.5	17.0 17.5	17.0 17.5	17.0 17.5	17.0 17.5	51.0 52.5	106.0 108.5	8 8		
	10-2	OESTVIK Lars Andreas	87.6 88.0	79.0 83.5	38.0 47.0	16.5 17.0	16.0 17.0	16.5 17.0	16.5 16.5	16.5 16.5	49.5 51.0	87.5 98.0	10 10		
	10-3	ROTEVATN Sverre	87.6 87.8	79.5 82.0	39.0 44.0	17.0 17.0	16.5 16.5	16.5 16.5	17.0 16.5	16.5 16.5	50.0 49.5	89.0 93.5	9 10		
	10-4	HAMMER Kristian	88.1 88.1	86.5 86.5	53.0 53.0	17.0 17.5	17.0 17.5	17.5 17.5	16.5 17.5	16.5 17.0	50.5 52.5	103.5 105.5	9 10		





## RESULTS / RÉSULTATS

### TEAM K90 - FINAL ROUND K90 PAR ÉQUIPE - MANCHE FINALE

UTAH OLYMPIC PARK SAT 16 FEB 2002 / SAM 16 FEV 2002 START TIME / DEBUT 09:00 END TIME / FINI A 10:38

Weather Information									
	Time	Weather	Temp.[°C]		Humid. [%]	Wind[m/s]			
			Air	Snow		Min.	Max.	Aver.	
1st Round	09:00 - 09:33	Partly Cloudy	-5.0	-12.0	53	0.1	0.8	0.4	
Final Round	10:00 - 10:38	Partly Cloudy	-3.0	-11.0	50	0.1	0.9	0.5	

Statistics											
	Group Gate	Falls	Distance[m]			Speed[km/h]			Jumpers / NOCs		
			Min.	Max.	Aver.	Min.	Max.	Aver.	In Starting List	Started	With Results
1st Round	1 - 21	0	85.5	92.0	88.8	87.6	88.3	87.9	40/10	40/10	40/10
	2 - 20	0	79.0	95.5	86.1	87.3	88.3	87.7			
	3 - 21	0	77.0	93.5	87.4	87.6	88.9	88.1			
	4 - 21	0	85.5	96.5	91.8	87.4	88.6	88.1			
Final Round	1 - 21	0	84.0	92.5	89.3	87.8	88.8	88.2	40/10	40/10	40/10
	2 - 21	0	83.5	94.5	87.6	87.9	88.7	88.1			
	3 - 21	0	82.0	95.5	86.8	87.6	89.0	88.2			
	4 - 21	0	86.5	96.5	92.0	87.6	88.7	88.1			

Technical Delegate:  <b>KUMPOST Roman (CZE)</b>	Chief of Competition:  <b>LAMB Joe (USA)</b>
--	--

NOTES			
<b>How point scores are calculated:</b>			
An athlete is awarded 60 points for jumping the K-point distance. For every meter more or less than the K-point, a competitor has 2.0 points added or subtracted from his total. In addition, competitors are awarded points for style (for flight and landing) up to a maximum of 20 per judge. Five judges score each jump, with the highest and lowest scores disregarded and the scores of the other three aggregated and added to the competitor's points for distance.			
<b>Calculation of the Time Difference in Team Events:</b>			
The amount of time that a competitor must wait before starting is calculated by converting the number of points behind into time. Each point behind is equivalent to 1.5 seconds of wait time, 40 points behind means a competitor starts one minute later than the competitor in front of him.			
LEGEND			
<b>NOC</b>	National Olympic Committee	<b>Grp.</b>	Group
<b>Diff.</b>	Time Difference	<b>Min.</b>	Minimum
<b>Max.</b>	Maximum	<b>Aver.</b>	Average
<b>Assistant TD</b>	Assistant Technical Delegate	<b>Temp.</b>	Temperature
<b>Humid.</b>	Humidity		



## RESULTS / RÉSULTATS

TEAM 4x5 km RELAY  
RELAIS 4 X 5 km

SOLDIER HOLLOW SUN 17 FEB 2002 / DIM 17 FEV 2002 START TIME / DEBUT 13:00 END TIME / FINI A 13:53

Jury						Course Information						
Race Director	WEHLING Ulrich			FIS	Course Name:	Olympic 5 km - B						
Technical Delegate	KUMPOST Roman			CZE	Height Difference:	77 m						
Assistant Technical Delegate	BRUDER Joachim			GER	Maximum Climb:	50 m						
Chief of Competition	LAMB Joe			USA	Total Climb:	204 m						
Chief of Course	NELSON Jeff			USA	Length of Lap:	5 000 m						
					Number of Laps:	4						
Rank	Bib Leg	NOC Bib Color	Name	Jump Points	Rank	Time Difference	Team Time	Leg Rank	Time Behind	Split Team Time	Rank	Time Behind
<b>1</b>	<b>1</b>	<b>FIN</b>	<b>FINLAND</b>	<b>967.5</b>	<b>1</b>	<b>0:00</b>	<b>48:42.2</b>	<b>6</b>				<b>0.0</b>
	1-1	r	MANTILA Jari	225.0			12:49.9	9	+1:01.9	12:49.9	1	0.0
	1-2	g	MANNINEN Hannu	233.0			11:28.1	2	+1.1	24:18.0	1	0.0
	1-3	y	TALLUS Jaakko	252.0			12:14.1	5	+27.8	36:32.1	1	0.0
	1-4	b	LAJUNEN Sampsa	257.5			12:10.1	6	+36.8	48:42.2	1	0.0
<b>2</b>	<b>5</b>	<b>GER</b>	<b>GERMANY</b>	<b>893.5</b>	<b>5</b>	<b>+ 1:51</b>	<b>46:58.7</b>	<b>2</b>				<b>+7.5</b>
	5-1	r	KIRCHEISEN Bjoern	220.0			11:48.0	1	0.0	13:39.0	3	+49.1
	5-2	g	HETTICH Georg	207.5			11:49.0	3	+22.0	25:28.0	3	+1:10.0
	5-3	y	HOEHLIG Marcel	224.0			11:46.3	1	0.0	37:14.3	2	+42.2
	5-4	b	ACKERMANN Ronny	242.0			11:35.4	2	+2.1	48:49.7	2	+7.5
<b>3</b>	<b>2</b>	<b>AUT</b>	<b>AUSTRIA</b>	<b>938.5</b>	<b>2</b>	<b>+ 0:44</b>	<b>48:09.2</b>	<b>3</b>				<b>+11.0</b>
	2-1	r	BIELER Christoph	239.0			12:26.9	6	+38.9	13:10.9	2	+21.0
	2-2	g	GRUBER Michael	215.0			11:57.6	4	+30.6	25:08.5	2	+50.5
	2-3	y	STECHER Mario	244.0			12:11.4	4	+25.1	37:19.9	3	+47.8
	2-4	b	GOTTWALD Felix	240.5			11:33.3	1	0.0	48:53.2	3	+11.0
<b>4</b>	<b>3</b>	<b>USA</b>	<b>USA</b>	<b>905.0</b>	<b>3</b>	<b>+ 1:34</b>	<b>48:20.1</b>	<b>4</b>				<b>+1:11.9</b>
	3-1	r	LODWICK Todd	239.5			12:07.7	5	+19.7	13:41.7	4	+51.8
	3-2	g	DEMONG Bill	249.0			11:58.3	5	+31.3	25:40.0	4	+1:22.0
	3-3	y	SPILLANE Johnny	215.5			12:23.7	6	+37.4	38:03.7	4	+1:31.6
	3-4	b	DAYTON Matt	201.0			11:50.4	5	+17.1	49:54.1	4	+1:11.9
<b>5</b>	<b>10</b>	<b>NOR</b>	<b>NORWAY</b>	<b>791.5</b>	<b>10</b>	<b>+ 4:24</b>	<b>46:58.1</b>	<b>1</b>				<b>+2:39.9</b>
	10-1	r	ROTEVATN Sverre	182.5			11:57.4	3	+9.4	16:21.4	9	+3:31.5
	10-2	g	OESTVIK Lars Andreas	185.5			11:27.0	1	0.0	27:48.4	8	+3:30.4
	10-3	y	GRAVE Jan Rune	214.5			11:48.6	2	+2.3	39:37.0	6	+3:04.9
	10-4	b	HAMMER Kristian	209.0			11:45.1	3	+11.8	51:22.1	5	+2:39.9
<b>6</b>	<b>8</b>	<b>FRA</b>	<b>FRANCE</b>	<b>846.5</b>	<b>8</b>	<b>+ 3:02</b>	<b>48:33.5</b>	<b>5</b>				<b>+2:53.3</b>
	8-1	r	BAUD Frederic	203.5			11:59.9	4	+11.9	15:01.9	8	+2:12.0
	8-2	g	ROUX Ludovic	218.0			12:11.6	7	+44.6	27:13.5	7	+2:55.5
	8-3	y	ARNOULD Kevin	217.0			12:36.1	8	+49.8	39:49.6	8	+3:17.5
	8-4	b	BAL Nicolas	208.0			11:45.9	4	+12.6	51:35.5	6	+2:53.3
<b>7</b>	<b>7</b>	<b>SUI</b>	<b>SWITZERLAND</b>	<b>863.0</b>	<b>7</b>	<b>+ 2:37</b>	<b>49:30.9</b>	<b>7</b>				<b>+3:25.7</b>
	7-1	r	HURSCHLER Andreas	205.0			11:54.2	2	+6.2	14:31.2	6	+1:41.3
	7-2	g	HEER Ronny	232.0			12:07.5	6	+40.5	26:38.7	5	+2:20.7
	7-3	y	SCHMID Jan	213.0			12:44.7	9	+58.4	39:23.4	5	+2:51.3
	7-4	b	RIEDER Ivan	213.0			12:44.5	7	+1:11.2	52:07.9	7	+3:25.7




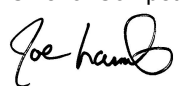
## RESULTS / RÉSULTATS

### TEAM 4x5 km RELAY RELAIS 4 X 5 km

SOLDIER HOLLOW SUN 17 FEB 2002 / DIM 17 FEV 2002 START TIME / DEBUT 13:00 END TIME / FINI A 13:53

Rank	Bib Leg	NOC Bib Color	Name	Jump			Cross-Country			Split Team Time Rank	Time Behind	
				Points	Rank	Time Difference	Team Time Rank	Leg Rank	Time Behind			
<b>8</b>	<b>4</b>	<b>JPN</b>	<b>JAPAN</b>	<b>901.0</b>	<b>4</b>	<b>+ 1:40</b>	<b>50:46.5</b>	<b>8</b>			<b>+3:44.3</b>	
	4-1	r	OGIWARA Kenji	214.5			12:33.2	7	+45.2	14:13.2	5	+1:23.3
	4-2	g	TOMII Gen	228.0			12:52.5	8	+1:25.5	27:05.7	6	+2:47.7
	4-3	y	MORI Satoshi	214.0			12:35.2	7	+48.9	39:40.9	7	+3:08.8
	4-4	b	TAKAHASHI Daito	244.5			12:45.6	8	+1:12.3	52:26.5	8	+3:44.3
<b>9</b>	<b>6</b>	<b>CZE</b>	<b>CZECH REPUBLIC</b>	<b>892.0</b>	<b>6</b>	<b>+ 1:53</b>	<b>51:35.8</b>	<b>9</b>				<b>+4:46.6</b>
	6-1	r	KUCERA Milan	214.5			12:49.1	8	+1:01.1	14:42.1	7	+1:52.2
	6-2	g	HERMANSKY Lukas	215.0			13:52.3	9	+2:25.3	28:34.4	9	+4:16.4
	6-3	y	CHURAVY Pavel	234.0			11:51.4	3	+5.1	40:25.8	9	+3:53.7
	6-4	b	SMEJC Petr	228.5			13:03.0	9	+1:29.7	53:28.8	9	+4:46.6
<b>Did not start</b>												
	<b>9</b>	<b>RUS</b>	<b>RUSSIAN FEDERATION</b>	<b>821.0</b>	<b>9</b>							
	9-1	r	FADEEV Alexej	224.0								
	9-2	g	ZVETKOV Alexej	194.0								
	9-3	y	BARANNIKOV Alexej	225.5								
	9-4	b	LYSENIN Vladimir	177.5								

Weather	Snow Condition	Temperatures [°C]		Participants/NOCs					
		Air	Snow	Entries	Ranked	DNS	DNF	DSQ	LAP
Mostly Cloudy	Hard	8.0	-3.0	40/10	36/9	4/1	0/0	0/0	0/0

Technical Delegate:  <b>KUMPOST Roman (CZE)</b>	Chief of Competition:  <b>LAMB Joe (USA)</b>
--	--

<b>NOTE</b>									
The amount of time that a competitor must wait before starting is calculated by converting the number of points behind into time. Each point behind is equivalent to 1.50 seconds of wait time. 40 points behind means a competitor starts one minute later than the competitor in front of him									
<b>LEGEND / LEGENDE</b>									
r	Red	g	Green	y	Yellow	b	Blue	DNS	Did not start
DNF	Did not finish	DSQ	Disqualified	LAP	Lapped				

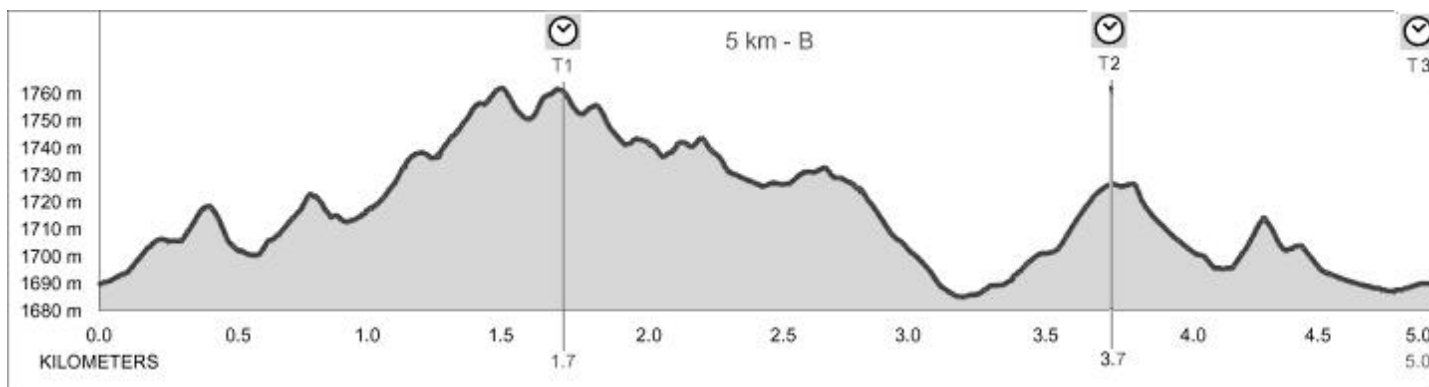




## COMPETITION ANALYSIS / ANALYSE DE LA COMPÉTITION

### TEAM 4x5 km RELAY RELAIS 4 X 5 km

SOLDIER HOLLOW SUN 17 FEB 2002 / DIM 17 FEV 2002 START TIME / DEBUT 13:00 END TIME / FINI A 13:53



Jury			Course Information		
Race Director	WEHLING Ulrich	FIS	Course Name:	Olympic 5 km - B	
Technical Delegate	KUMPOST Roman	CZE	Height Difference:	77 m	
Assistant Technical Delegate	BRUDER Joachim	GER	Maximum Climb:	50 m	
Chief of Competition	LAMB Joe	USA	Total Climb:	204 m	
Chief of Course	NELSON Jeff	USA	Length of Lap:	5 000 m	
			Number of Laps:	4	

Rank	Bib Name	NOC Code	Time Difference	Jump Points	Rk.	Time	Time Behind	Rank	
		1.7 km	3.7 km		5.0 km				
		Time Time/Behind Rk.	Time Time/Behind Rk.	Time Time/Behind Rk.					
<b>1</b>	<b>1 FINLAND</b>	<b>FIN</b>	<b>0:00</b>	<b>967.5</b>	<b>1</b>	<b>48:42.2</b>	<b>0.0</b>	<b>6</b>	
1-1 MANTILA Jari				225.0	4	12:49.9	0.0	1	
Cumulative Time	5:38.5	0.0	1	9:33.0	0.0	1	12:49.9	0.0	1
Section Time	5:38.5	+39.7	9	3:54.5	+21.1	7	3:16.9	+14.3	6
Leg Time	5:38.5	0.0	1	9:33.0	0.0	1	12:49.9	+1:01.9	9
1-2 MANNINEN Hannu				233.0	2	24:18.0	0.0	1	
Cumulative Time	17:54.3	0.0	1	21:28.1	0.0	1	24:18.0	0.0	1
Section Time	5:04.4	+10.0	2	3:33.8	+0.8	2	2:49.9	0.0	1
Leg Time	5:04.4	+10.0	2	8:38.2	+10.8	2	11:28.1	+1.1	2
1-3 TALLUS Jaakko				252.0	1	36:32.1	0.0	1	
Cumulative Time	29:35.7	0.0	1	33:21.8	0.0	1	36:32.1	0.0	1
Section Time	5:17.7	+10.9	7	3:46.1	+4.9	4	3:10.3	+14.5	5
Leg Time	5:17.7	+10.9	7	9:03.8	+15.8	4	12:14.1	+27.8	5
1-4 LAJUNEN Samppa				257.5	1	48:42.2	0.0	1	
Cumulative Time	41:41.1	0.0	1	45:29.0	0.0	1	48:42.2	0.0	1
Section Time	5:09.0	+15.0	5	3:47.9	+15.2	6	3:13.2	+22.8	5
Leg Time	5:09.0	+15.0	5	8:56.9	+23.3	6	12:10.1	+36.8	6



## COMPETITION ANALYSIS / ANALYSE DE LA COMPÉTITION

### TEAM 4x5 km RELAY RELAIS 4 X 5 km

SOLDIER HOLLOW SUN 17 FEB 2002 / DIM 17 FEV 2002 START TIME / DEBUT 13:00 END TIME / FINI A 13:53

Rank	Bib Name	NOC Code	Time Difference		Jump Points	Rk.	Time		Time Behind	Rank
			1.7 km	3.7 km			5.0 km			
			Time	Time/Behind	Rk.		Time	Time/Behind	Rk.	
<b>2</b>	<b>5 GERMANY</b>	<b>GER</b>	<b>1:51</b>	<b>893.5</b>	<b>5</b>	<b>46:58.7</b>	<b>+7.5</b>	<b>2</b>		
	5-1 KIRCHEISEN Bjoern			220.0	6	13:39.0	+49.1	3		
	Cumulative Time	6:57.4	+1:18.9	4	10:34.5	+1:01.5	4	13:39.0	+49.1	3
	Section Time	5:06.4	+7.6	2	3:37.1	+3.7	4	3:04.5	+1.9	2
	Leg Time	6:57.4	+1:18.9	4	10:34.5	+1:01.5	4	11:48.0	0.0	1
	5-2 HETTICH Georg			207.5	6	25:28.0	+1:10.0	3		
	Cumulative Time	18:51.7	+57.4	3	22:28.0	+59.9	3	25:28.0	+1:10.0	3
	Section Time	5:12.7	+18.3	6	3:36.3	+3.3	3	3:00.0	+10.1	4
	Leg Time	5:12.7	+18.3	6	8:49.0	+21.6	3	11:49.0	+22.0	3
	5-3 HOEHLIG Marcel			224.0	3	37:14.3	+42.2	2		
	Cumulative Time	30:34.8	+59.1	3	34:16.0	+54.2	3	37:14.3	+42.2	2
	Section Time	5:06.8	0.0	1	3:41.2	0.0	1	2:58.3	+2.5	3
	Leg Time	5:06.8	0.0	1	8:48.0	0.0	1	11:46.3	0.0	1
	5-4 ACKERMANN Ronny			242.0	4	48:49.7	+7.5	2		
	Cumulative Time	42:24.1	+43.0	3	45:59.3	+30.3	3	48:49.7	+7.5	2
	Section Time	5:09.8	+15.8	6	3:35.2	+2.5	3	2:50.4	0.0	1
	Leg Time	5:09.8	+15.8	6	8:45.0	+11.4	5	11:35.4	+2.1	2
<b>3</b>	<b>2 AUSTRIA</b>	<b>AUT</b>	<b>0:44</b>	<b>938.5</b>	<b>2</b>	<b>48:09.2</b>	<b>+11.0</b>	<b>3</b>		
	2-1 BIELER Christoph			239.0	2	13:10.9	+21.0	2		
	Cumulative Time	6:13.3	+34.8	2	10:00.8	+27.8	2	13:10.9	+21.0	2
	Section Time	5:29.3	+30.5	8	3:47.5	+14.1	5	3:10.1	+7.5	5
	Leg Time	6:13.3	+34.8	2	10:00.8	+27.8	2	12:26.9	+38.9	6
	2-2 GRUBER Michael			215.0	8	25:08.5	+50.5	2		
	Cumulative Time	18:35.0	+40.7	2	22:13.7	+45.6	2	25:08.5	+50.5	2
	Section Time	5:24.1	+29.7	8	3:38.7	+5.7	4	2:54.8	+4.9	2
	Leg Time	5:24.1	+29.7	8	9:02.8	+35.4	7	11:57.6	+30.6	4
	2-3 STECHER Mario			244.0	1	37:19.9	+47.8	3		
	Cumulative Time	30:26.0	+50.3	2	34:15.5	+53.7	2	37:19.9	+47.8	3
	Section Time	5:17.5	+10.7	6	3:49.5	+8.3	5	3:04.4	+8.6	4
	Leg Time	5:17.5	+10.7	6	9:07.0	+19.0	5	12:11.4	+25.1	4
	2-4 GOTTWALD Felix			240.5	5	48:53.2	+11.0	3		
	Cumulative Time	42:23.3	+42.2	2	45:58.4	+29.4	2	48:53.2	+11.0	3
	Section Time	5:03.4	+9.4	3	3:35.1	+2.4	2	2:54.8	+4.4	2
	Leg Time	5:03.4	+9.4	3	8:38.5	+4.9	3	11:33.3	0.0	1



## COMPETITION ANALYSIS / ANALYSE DE LA COMPÉTITION

### TEAM 4x5 km RELAY RELAIS 4 X 5 km

SOLDIER HOLLOW SUN 17 FEB 2002 / DIM 17 FEV 2002 START TIME / DEBUT 13:00 END TIME / FINI A 13:53

Rank	Bib	Name	NOC Code	Time Difference		Jump Points	Rk.	Time		Time Behind	Rank
				1.7 km	3.7 km			5.0 km			
				Time	Time/Behind	Rk.		Time	Time/Behind	Rk.	
<b>4</b>	<b>3</b>	<b>USA</b>	<b>USA</b>	<b>1:34</b>	<b>905.0</b>	<b>3</b>		<b>48:20.1</b>	<b>+1:11.9</b>	<b>4</b>	
	3-1	LODWICK Todd				239.5	1	13:41.7	+51.8	4	
	Cumulative Time	6:32.8	+54.3	3	10:23.2	+50.2	3	13:41.7	+51.8	4	
	Section Time	4:58.8	0.0	1	3:50.4	+17.0	6	3:18.5	+15.9	7	
	Leg Time	6:32.8	+54.3	3	10:23.2	+50.2	3	12:07.7	+19.7	5	
	3-2	DEMONG Bill				249.0	2	25:40.0	+1:22.0	4	
	Cumulative Time	18:52.0	+57.7	4	22:33.6	+1:05.5	4	25:40.0	+1:22.0	4	
	Section Time	5:10.3	+15.9	5	3:41.6	+8.6	5	3:06.4	+16.5	5	
	Leg Time	5:10.3	+15.9	5	8:51.9	+24.5	4	11:58.3	+31.3	5	
	3-3	SPILLANE Johnny				215.5	4	38:03.7	+1:31.6	4	
	Cumulative Time	30:52.7	+1:17.0	4	34:48.6	+1:26.8	4	38:03.7	+1:31.6	4	
	Section Time	5:12.7	+5.9	3	3:55.9	+14.7	7	3:15.1	+19.3	7	
	Leg Time	5:12.7	+5.9	3	9:08.6	+20.6	6	12:23.7	+37.4	6	
	3-4	DAYTON Matt				201.0	8	49:54.1	+1:11.9	4	
	Cumulative Time	42:57.7	+1:16.6	4	46:37.3	+1:08.3	4	49:54.1	+1:11.9	4	
	Section Time	4:54.0	0.0	1	3:39.6	+6.9	5	3:16.8	+26.4	6	
	Leg Time	4:54.0	0.0	1	8:33.6	0.0	1	11:50.4	+17.1	5	
<b>5</b>	<b>10</b>	<b>NORWAY</b>	<b>NOR</b>	<b>4:24</b>	<b>791.5</b>	<b>10</b>		<b>46:58.1</b>	<b>+2:39.9</b>	<b>1</b>	
	10-1	ROTEVATN Sverre				182.5	9	16:21.4	+3:31.5	9	
	Cumulative Time	9:40.4	+4:01.9	9	13:13.8	+3:40.8	9	16:21.4	+3:31.5	9	
	Section Time	5:16.4	+17.6	4	3:33.4	0.0	1	3:07.6	+5.0	3	
	Leg Time	9:40.4	+4:01.9	9	13:13.8	+3:40.8	9	11:57.4	+9.4	3	
	10-2	OESTVIK Lars Andreas				185.5	10	27:48.4	+3:30.4	8	
	Cumulative Time	21:15.8	+3:21.5	9	24:48.8	+3:20.7	8	27:48.4	+3:30.4	8	
	Section Time	4:54.4	0.0	1	3:33.0	0.0	1	2:59.6	+9.7	3	
	Leg Time	4:54.4	0.0	1	8:27.4	0.0	1	11:27.0	0.0	1	
	10-3	GRAVE Jan Rune				214.5	9	39:37.0	+3:04.9	6	
	Cumulative Time	32:57.9	+3:22.2	8	36:39.6	+3:17.8	8	39:37.0	+3:04.9	6	
	Section Time	5:09.5	+2.7	2	3:41.7	+0.5	3	2:57.4	+1.6	2	
	Leg Time	5:09.5	+2.7	2	8:51.2	+3.2	2	11:48.6	+2.3	2	
	10-4	HAMMER Kristian				209.0	10	51:22.1	+2:39.9	5	
	Cumulative Time	44:39.1	+2:58.0	6	48:11.8	+2:42.8	5	51:22.1	+2:39.9	5	
	Section Time	5:02.1	+8.1	2	3:32.7	0.0	1	3:10.3	+19.9	4	
	Leg Time	5:02.1	+8.1	2	8:34.8	+1.2	2	11:45.1	+11.8	3	



## COMPETITION ANALYSIS / ANALYSE DE LA COMPÉTITION

### TEAM 4x5 km RELAY RELAIS 4 X 5 km

SOLDIER HOLLOW SUN 17 FEB 2002 / DIM 17 FEV 2002 START TIME / DEBUT 13:00 END TIME / FINI A 13:53

Rank	Bib	Name	NOC Code	Time Difference		Jump Points	Rk.	Time		Time Behind	Rank
				1.7 km	3.7 km			5.0 km			
				Time	Time/Behind	Rk.		Time	Time/Behind	Rk.	
<b>6</b>	<b>8</b>	<b>FRANCE</b>	<b>FRA</b>	<b>3:02</b>	<b>846.5</b>	<b>8</b>	<b>48:33.5</b>	<b>+2:53.3</b>	<b>5</b>		
	8-1	BAUD Frederic			203.5	7	15:01.9	+2:12.0	8		
	Cumulative Time	8:20.1	+2:41.6	8	11:54.3	+2:21.3	8	15:01.9	+2:12.0	8	
	Section Time	5:18.1	+19.3	5	3:34.2	+0.8	2	3:07.6	+5.0	3	
	Leg Time	8:20.1	+2:41.6	8	11:54.3	+2:21.3	8	11:59.9	+11.9	4	
	8-2	ROUX Ludovic			218.0	7	27:13.5	+2:55.5	7		
	Cumulative Time	20:10.0	+2:15.7	7	24:01.0	+2:32.9	7	27:13.5	+2:55.5	7	
	Section Time	5:08.1	+13.7	3	3:51.0	+18.0	7	3:12.5	+22.6	7	
	Leg Time	5:08.1	+13.7	3	8:59.1	+31.7	=5	12:11.6	+44.6	7	
	8-3	ARNOULD Kevin			217.0	9	39:49.6	+3:17.5	8		
	Cumulative Time	32:30.9	+2:55.2	6	36:29.2	+3:07.4	7	39:49.6	+3:17.5	8	
	Section Time	5:17.4	+10.6	5	3:58.3	+17.1	9	3:20.4	+24.6	8	
	Leg Time	5:17.4	+10.6	5	9:15.7	+27.7	7	12:36.1	+49.8	8	
	8-4	BAL Nicolas			208.0	8	51:35.5	+2:53.3	6		
	Cumulative Time	44:54.8	+3:13.7	7	48:31.5	+3:02.5	7	51:35.5	+2:53.3	6	
	Section Time	5:05.2	+11.2	4	3:36.7	+4.0	4	3:04.0	+13.6	3	
	Leg Time	5:05.2	+11.2	4	8:41.9	+8.3	4	11:45.9	+12.6	4	
<b>7</b>	<b>7</b>	<b>SWITZERLAND</b>	<b>SUI</b>	<b>2:37</b>	<b>863.0</b>	<b>7</b>	<b>49:30.9</b>	<b>+3:25.7</b>	<b>7</b>		
	7-1	HURSCHLER Andreas			205.0	10	14:31.2	+1:41.3	6		
	Cumulative Time	7:53.1	+2:14.6	7	11:28.6	+1:55.6	7	14:31.2	+1:41.3	6	
	Section Time	5:16.1	+17.3	3	3:35.5	+2.1	3	3:02.6	0.0	1	
	Leg Time	7:53.1	+2:14.6	7	11:28.6	+1:55.6	7	11:54.2	+6.2	2	
	7-2	HEER Ronny			232.0	7	26:38.7	+2:20.7	5		
	Cumulative Time	19:40.8	+1:46.5	6	23:30.3	+2:02.2	5	26:38.7	+2:20.7	5	
	Section Time	5:09.6	+15.2	4	3:49.5	+16.5	6	3:08.4	+18.5	6	
	Leg Time	5:09.6	+15.2	4	8:59.1	+31.7	=5	12:07.5	+40.5	6	
	7-3	SCHMID Jan			213.0	5	39:23.4	+2:51.3	5		
	Cumulative Time	32:08.5	+2:32.8	5	36:01.5	+2:39.7	5	39:23.4	+2:51.3	5	
	Section Time	5:29.8	+23.0	9	3:53.0	+11.8	6	3:21.9	+26.1	9	
	Leg Time	5:29.8	+23.0	9	9:22.8	+34.8	9	12:44.7	+58.4	9	
	7-4	RIEDER Ivan			213.0	7	52:07.9	+3:25.7	7		
	Cumulative Time	44:38.8	+2:57.7	5	48:29.0	+3:00.0	6	52:07.9	+3:25.7	7	
	Section Time	5:15.4	+21.4	7	3:50.2	+17.5	7	3:38.9	+48.5	9	
	Leg Time	5:15.4	+21.4	7	9:05.6	+32.0	7	12:44.5	+1:11.2	7	



## COMPETITION ANALYSIS / ANALYSE DE LA COMPÉTITION

### TEAM 4x5 km RELAY RELAIS 4 X 5 km

SOLDIER HOLLOW SUN 17 FEB 2002 / DIM 17 FEV 2002 START TIME / DEBUT 13:00 END TIME / FINI A 13:53

Rank	Bib	Name	NOC Code	Time Difference		Jump Points	Rk.	Time		Time Behind	Rank
				1.7 km	3.7 km			5.0 km			
				Time	Time/Behind	Rk.		Time	Time/Behind	Rk.	
<b>8</b>	<b>4</b>	<b>JAPAN</b>	<b>JPN</b>	<b>1:40</b>	<b>901.0</b>	<b>4</b>	<b>50:46.5</b>	<b>+3:44.3</b>	<b>8</b>		
	4-1	OGIWARA Kenji				214.5	3	14:13.2	+1:23.3	5	
	Cumulative Time	6:59.1	+1:20.6	5	10:53.7	+1:20.7	5	14:13.2	+1:23.3	5	
	Section Time	5:19.1	+20.3	6	3:54.6	+21.2	8	3:19.5	+16.9	8	
	Leg Time	6:59.1	+1:20.6	5	10:53.7	+1:20.7	5	12:33.2	+45.2	7	
	4-2	TOMII Gen				228.0	3	27:05.7	+2:47.7	6	
	Cumulative Time	19:31.4	+1:37.1	5	23:33.0	+2:04.9	6	27:05.7	+2:47.7	6	
	Section Time	5:18.2	+23.8	7	4:01.6	+28.6	8	3:32.7	+42.8	8	
	Leg Time	5:18.2	+23.8	7	9:19.8	+52.4	8	12:52.5	+1:25.5	8	
	4-3	MORI Satoshi				214.0	6	39:40.9	+3:08.8	7	
	Cumulative Time	32:31.7	+2:56.0	7	36:28.1	+3:06.3	6	39:40.9	+3:08.8	7	
	Section Time	5:26.0	+19.2	8	3:56.4	+15.2	8	3:12.8	+17.0	6	
	Leg Time	5:26.0	+19.2	8	9:22.4	+34.4	8	12:35.2	+48.9	7	
	4-4	TAKAHASHI Daito				244.5	3	52:26.5	+3:44.3	8	
	Cumulative Time	45:07.5	+3:26.4	8	49:08.1	+3:39.1	8	52:26.5	+3:44.3	8	
	Section Time	5:26.6	+32.6	8	4:00.6	+27.9	8	3:18.4	+28.0	7	
	Leg Time	5:26.6	+32.6	8	9:27.2	+53.6	8	12:45.6	+1:12.3	8	
<b>9</b>	<b>6</b>	<b>CZECH REPUBLIC</b>	<b>CZE</b>	<b>1:53</b>	<b>892.0</b>	<b>6</b>	<b>51:35.8</b>	<b>+4:46.6</b>	<b>9</b>		
	6-1	KUCERA Milan				214.5	3	14:42.1	+1:52.2	7	
	Cumulative Time	7:21.5	+1:43.0	6	11:16.9	+1:43.9	6	14:42.1	+1:52.2	7	
	Section Time	5:28.5	+29.7	7	3:55.4	+22.0	9	3:25.2	+22.6	9	
	Leg Time	7:21.5	+1:43.0	6	11:16.9	+1:43.9	6	12:49.1	+1:01.1	8	
	6-2	HERMANSKY Lukas				215.0	5	28:34.4	+4:16.4	9	
	Cumulative Time	20:31.1	+2:36.8	8	24:51.6	+3:23.5	9	28:34.4	+4:16.4	9	
	Section Time	5:49.0	+54.6	9	4:20.5	+47.5	9	3:42.8	+52.9	9	
	Leg Time	5:49.0	+54.6	9	10:09.5	+1:42.1	9	13:52.3	+2:25.3	9	
	6-3	CHURAVY Pavel				234.0	6	40:25.8	+3:53.7	9	
	Cumulative Time	33:48.8	+4:13.1	9	37:30.0	+4:08.2	9	40:25.8	+3:53.7	9	
	Section Time	5:14.4	+7.6	4	3:41.2	0.0	1	2:55.8	0.0	1	
	Leg Time	5:14.4	+7.6	4	8:55.6	+7.6	3	11:51.4	+5.1	3	
	6-4	SMEJC Petr				228.5	2	53:28.8	+4:46.6	9	
	Cumulative Time	46:02.4	+4:21.3	9	50:05.2	+4:36.2	9	53:28.8	+4:46.6	9	
	Section Time	5:36.6	+42.6	9	4:02.8	+30.1	9	3:23.6	+33.2	8	
	Leg Time	5:36.6	+42.6	9	9:39.4	+1:05.8	9	13:03.0	+1:29.7	9	
<b>Did not start</b>											
	<b>9</b>	<b>RUSSIAN FEDERATION</b>	<b>RUS</b>	<b>3:40</b>	<b>821.0</b>	<b>9</b>					



## COMPETITION ANALYSIS / ANALYSE DE LA COMPÉTITION

TEAM 4x5 km RELAY  
 RELAIS 4 X 5 km

SOLDIER HOLLOW   SUN 17 FEB 2002 / DIM 17 FEV 2002   START TIME / DEBUT 13:00   END TIME / FINI A 13:53

Weather	Snow Condition	Temperatures [°C]		Participants/NOCs					
		Air	Snow	Entries	Ranked	DNS	DNF	DSQ	LAP
Mostly Cloudy	Hard	8.0	-3.0	40/10	36/9	4/1	0/0	0/0	0/0

LEGEND / LEGENDE		DNS	DNF	DSQ	LAP
Rk.	Rank	Did not start	Did not finish	Disqualified	Lapped



---

## OFFICIAL COMMUNICATION / COMMUNIQUÉ OFFICIEL

### SPRINT K120 OFFICIAL TRAINING 1 K120 INDIVIDUEL, ENTRAÎNEMENT OFFICIEL, 1ER JOUR

UTAH OLYMPIC PARK MON 18 FEB 2002 / LUN 18 FEV 2002 ISSUE TIME / TEMPS D'ISSUE 13:41

#### Schedule

Communication Number: 10

The Jury has decided that Nordic Combined SPRINT K120 Official Training 1 scheduled for 18 February at 14:00 is cancelled due to weather (unstable wind conditions) and will not be re-scheduled.

Nordic Combined SPRINT K120 Official Training 2 will take place as scheduled, Tuesday 19 February at 09:30.

**Issued by:** LAMB Joe, Chief of Competition

**For more details contact:** Competition Management



## RESULTS / RÉSULTATS

### SPRINT K120 - OFFICIAL TRAINING 2 K120 SPRINT - 2e ENTRAÎNEMENT OFFICIEL

UTAH OLYMPIC PARK TUE 19 FEB 2002 / MAR 19 FEB 2002 START TIME / DEBUT 09:30 END TIME / FINI A 11:41

Jury / Competition Management			Judges			Hill Data / Calculation		
Race Director	WEHLING Ulrich	FIS	A	FRELIH Janez	SLO	K-Point:	120 m	
Technical Delegate	KUMPOST Roman	CZE	B	ASPHAUG Kolbjorn	NOR	Meter Value:	1.2 Points/m	
Chief of Competition	LAMB Joe	USA	C	KASAYA Yukio	JPN	Jury Distance:	128 m	
Assistant TD	BRUDER Joachim	GER	D	AIGMUELLER Gert	AUT	Seconds per Point:	3.75	
			E	GOETZE Klaus-Dieter	GER	Points per Minute:	16	

Bib	Name	NOC Code	1st Round			2nd Round			3rd Round		
			Speed [km/h] Rank	Distance [m] Rank	Gate Rank	Speed [km/h] Rank	Distance [m] Rank	Gate Rank	Speed [km/h] Rank	Distance [m] Rank	Gate Rank
49	ACKERMANN Ronny	GER	96.1 16	125.5 1	30 1	97.2 3	123.5 4	33 2	96.2 1	137.0 1	31 1
50	GAISER Jens	GER	95.4 42	110.0 19	30 3	96.9 8	111.5 19	33 7	95.0 11	112.0 18	28 17
51	HASENEY Sebastian	GER	95.0 50	90.5 49	30 9	96.3 13	99.5 41	33 14	94.3 26	97.0 38	28 37
52	HETTICH Georg	GER	96.0 19	115.5 9	30 2	97.1 5	108.0 28	33 11	94.8 13	113.5 14	28 13
53	HOEHLIG Marcel	GER	95.9 24	108.5 22	30 4	97.9 1	116.0 9	33 5	95.3 4	120.0 7	28 6
54	KIRCHEISEN Bjoern	GER	96.2 13	107.5 25	30 5	97.5 2	119.0 6	33 4	95.4 3	125.0 3	28 2
55	CHURAVY Pavel	CZE	95.7 30	104.0 33	30 6	96.4 12	96.0 45	33 15	95.2 6	116.5 9	28 8
56	HERMANSKY Lukas	CZE									
57	KUCERA Milan	CZE	96.4 9	102.5 38	30 7	97.2 3	109.5 24	33 9	95.9 2	107.5 21	28 20
58	RYGL Ladislav	CZE	96.5 6	101.5 40	30 8	96.9 8	108.5 26	33 10	95.1 7	92.0 45	28 44
59	SMEJC Petr	CZE	96.8 1	103.0 36	31 30	97.1 5	106.5 32	33 12	95.0 11	122.0 4	28 3
60	PSENKO Michal	SVK	95.9 24	103.0 36	31 30	96.0 17	110.5 22	33 8	94.1 31	92.5 44	28 43
1	DAYTON Matt	USA	95.7 30	92.5 48	31 40	96.2 14	102.5 37	33 13	93.8 38	87.5 46	28 45
2	DEMONG Bill	USA	96.3 11	114.5 12	31 10	97.1 5	125.0 3	33 1			
3	ERICHSEN Kristoffer	USA									
5	LODWICK Todd	USA	96.0 19	108.0 24	31 20	96.5 10	119.5 5	33 3			
6	SPILLANE Johnny	USA	95.2 48	96.5 45	31 37	95.9 19	114.0 14	33 6			
7	van LOAN Carl	USA	96.4 9	100.5 42	31 34	95.3 35	107.5 29	29 7	94.5 20	102.0 32	28 31
8	BARANNIKOV Alexej	RUS									
9	FADEEV Alexej	RUS									
10	LYSENIN Vladimir	RUS									
11	STOLJAROV Valerij	RUS									





## RESULTS / RÉSULTATS

SPRINT K120 - OFFICIAL TRAINING 2  
K120 SPRINT - 2e ENTRAÎNEMENT OFFICIEL

UTAH OLYMPIC PARK TUE 19 FEB 2002 / MAR 19 FEB 2002 START TIME / DEBUT 09:30 END TIME / FINI A 11:41

Bib	Name	NOC Code	1st Round			2nd Round			3rd Round		
			Speed [km/h] Rank	Distance [m] Rank	Gate Rank	Speed [km/h] Rank	Distance [m] Rank	Gate Rank	Speed [km/h] Rank	Distance [m] Rank	Gate Rank
12	ZVETKOV Alexej	RUS									
13	BIELER Christoph	AUT	96.5 6	117.0 7	31 6	95.0 44	114.5 13	29 3	95.1 7	109.5 20	28 19
14	DENIFL Wilhelm	AUT	96.3 11	117.5 6	31 5	94.7 49	115.0 10	29 2	94.8 13	113.5 14	28 13
15	EUGEN Christoph	AUT	96.7 2	104.0 33	31 28	95.2 40	95.0 46	29 12	95.3 4	96.5 39	28 38
16	GOTTWALD Felix	AUT	96.5 6	120.5 4	31 3	95.7 21	119.0 6	29 1	94.7 15	114.5 12	28 11
17	GRUBER Michael	AUT	96.7 2	122.5 2	31 1	95.1 41	113.0 15	29 4		94.0 42	28 41
18	STECHER Mario	AUT	96.0 19	122.0 3	31 2	94.8 47	102.5 37	29 11	94.6 19	116.0 10	28 9
19	PIKKOR Tambet	EST	95.5 37	104.5 29	31 24	95.0 44	94.0 47	29 13	94.3 26	105.0 26	28 25
20	SALUMAE Jens	EST	95.7 30	116.0 8	31 7	95.0 44	107.0 31	29 8	94.7 15	118.5 8	28 7
21	HARTMANN Andy	SUI	95.7 30	110.5 16	31 14	95.7 21	111.5 19	29 6	95.1 7	113.0 16	28 15
22	HEER Ronny	SUI	95.7 30	115.5 9	31 8	95.4 31	113.0 15	29 4	95.1 7	120.5 6	28 5
23	HURSCHLER Andreas	SUI	95.2 48	104.5 29	31 24	94.7 49	105.0 34	29 9	92.6 45	103.0 29	28 28
24	HURSCHLER Seppi	SUI	96.2 13	115.5 9	31 8	95.3 35	104.5 35	29 10	94.4 22	111.5 19	28 18
25	RIEDER Ivan	SUI	96.1 16	104.0 33	31 28	95.3 35	86.0 49	29 15	94.4 22	106.0 24	28 23
26	SCHMID Jan	SUI	95.4 42	104.5 29	31 24	95.7 21	88.0 48	29 14	94.2 30	104.5 27	28 26
27	BRYNEMO Preben Fjaere	NOR	96.7 2	110.5 16	31 14	96.5 10	85.5 50	31 20	94.3 26	100.0 36	28 35
28	GRAVE Jan Rune	NOR	96.2 13	107.5 25	31 21	96.1 15	98.0 44	31 19	94.4 22	96.0 40	28 39
29	HAMMER Kristian	NOR	95.7 30	108.5 22	31 19	95.7 21	104.5 35	31 14	93.8 38	115.0 11	28 10
30	OESTVIK Lars Andreas	NOR	96.0 19	100.0 44	31 36	95.6 26	101.0 39	31 15	94.0 32	113.0 16	28 15
31	ROTEVATN Sverre	NOR	95.6 36	111.0 15	31 13	95.5 28	110.5 22	31 9	93.9 34	106.5 22	28 21
32	ZACHARENKO Sergei	BLR	95.5 37	95.5 46	31 38	95.4 31	98.5 43	31 18	93.7 42	102.5 31	28 30
33	ARNOULD Kevin	FRA	95.8 29	104.5 29	31 24	95.5 28	106.5 32	31 13	93.8 38	105.5 25	28 24
34	BAL Nicolas	FRA	96.6 5	109.0 21	31 18	96.0 17	115.0 10	31 4	94.7 15	106.5 22	28 21
35	BAUD Frederic	FRA	95.5 37	101.5 40	31 33	95.3 35	101.0 39	31 15	94.0 32	95.5 41	28 40
36	ROUX Ludovic	FRA	95.3 44	113.5 13	31 11	95.5 28	111.5 19	31 8			



## RESULTS / RÉSULTATS

### SPRINT K120 - OFFICIAL TRAINING 2 K120 SPRINT - 2e ENTRAÎNEMENT OFFICIEL

UTAH OLYMPIC PARK TUE 19 FEB 2002 / MAR 19 FEV 2002 START TIME / DEBUT 09:30 END TIME / FINI A 11:41

Bib	Name	NOC Code	1st Round			2nd Round			3rd Round		
			Speed [km/h] Rank	Distance [m] Rank	Gate Rank	Speed [km/h] Rank	Distance [m] Rank	Gate Rank	Speed [km/h] Rank	Distance [m] Rank	Gate Rank
37	JEZERSEK Andrej	SLO	96.1 16	118.5 5	31 4	95.8 20	108.5 26	31 11	94.5 20	93.5 43	28 42
38	KOBAYASHI Norihito	JPN	95.5 37	106.5 28	31 23	95.3 35	99.5 41	31 17	93.9 34	102.0 32	28 31
39	MORI Satoshi	JPN	95.3 44	100.5 42	31 34	95.4 31	113.0 15	31 6	94.3 26	100.5 35	28 34
40	OGIWARA Kenji	JPN	95.9 24	109.5 20	31 17	95.6 26	109.5 24	31 10	93.9 34	103.0 29	28 28
41	TAKAHASHI Daito	JPN	96.0 19	113.5 13	31 11	96.1 15	107.5 29	31 12	94.7 15	121.0 5	28 4
42	TOMII Gen	JPN	95.5 37	102.5 38	31 32	95.1 41	118.5 8	31 3	93.9 34	114.5 12	28 11
43	KAITAINEN Jouni	FIN									
44	KESKINARKAUS Mikko	FIN	95.9 24	94.0 47	31 39	95.7 21	115.0 10	31 4	93.8 38	100.0 36	28 35
45	LAJUNEN Samppa	FIN	95.3 44	107.0 27	31 22	95.1 41	126.5 2	31 2	93.6 43	101.5 34	28 33
46	MANNINEN Hannu	FIN									
47	MANTILA Jari	FIN	95.3 44	82.0 50	31 41	94.8 47	112.0 18	31 7	93.6 43	104.5 27	28 26
48	TALLUS Jaakko	FIN	95.9 24	110.5 16	31 14	95.4 31	127.0 1	31 1	94.4 22	132.0 2	28 1



## RESULTS / RÉSULTATS

### SPRINT K120 - OFFICIAL TRAINING 2 K120 SPRINT - 2e ENTRAÎNEMENT OFFICIEL

UTAH OLYMPIC PARK TUE 19 FEB 2002 / MAR 19 FEV 2002 START TIME / DEBUT 09:30 END TIME / FINI A 11:41

Weather Information								
	Time	Weather	Temp.[°C]		Humid. [%]	Wind[m/s]		
			Air	Snow		Min.	Max.	Aver.
1st Round	09:30 - 10:04	Mostly Cloudy	-2.0	-4.0	74	0.1	2.3	1.0
2nd Round	10:11 - 10:48	Mostly Cloudy	-3.0	-4.0	77	0.3	3.0	1.3
3rd Round	11:01 - 11:41	Mostly Cloudy	-3.0	-2.0	68	0.2	4.2	2.8

Statistics											
	Gate	Falls	Distance[m]			Speed[km/h]			Jumpers / NOCs		
			Min.	Max.	Aver.	Min.	Max.	Aver.	In Starting List	Started	With Results
1st Round	30	0	90.5	125.5	107.2	95.0	96.5	95.9	59/14	50/13	50/13
	31	0	82.0	122.5	107.3	95.2	96.8	95.9			
2nd Round	29	0	86.0	119.0	105.0	94.7	95.7	95.1	59/14	50/13	50/13
	31	0	85.5	127.0	108.4	94.8	96.5	95.5			
	33	0	96.0	125.0	111.3	95.9	97.9	96.8			
3rd Round	28	0	87.5	132.0	107.2	92.6	95.9	94.4	59/14	46/13	46/13
	31	1	137.0	137.0	137.0	96.2	96.2	96.2			

**NOTE**  
**Bolded Line in Gate column:**  
 A bolded line at the "Gate" column indicates a change in gate assignment at this point. The presentation of rankings is calculated only within results achieved from the same gate.

LEGEND			
<b>NOC</b>	National Olympic Committee	<b>Min.</b>	Minimum
<b>Max.</b>	Maximum	<b>Aver.</b>	Average
<b>Assistant TD</b>	Assistant Technical Delegate	<b>Temp.</b>	Temperature
<b>Humid.</b>	Humidity		



## RESULTS / RÉSULTATS

### SPRINT K120 - OFFICIAL TRAINING 3 K120 SPRINT - 3e ENTRAÎNEMENT OFFICIEL

UTAH OLYMPIC PARK THU 21 FEB 2002 / JEU 21 FEV 2002 START TIME / DEBUT 09:00 END TIME / FINI A 09:12

Jury / Competition Management			Judges			Hill Data / Calculation	
Race Director	WEHLING Ulrich	FIS	A	FRELIH Janez	SLO	K-Point:	120 m
Technical Delegate	KUMPOST Roman	CZE	B	ASPHAUG Kolboern	NOR	Meter Value:	1.2 Points/m
Chief of Competition	LAMB Joe	USA	C	KASAYA Yukio	JPN	Jury Distance:	128 m
Assistant TD	BRUDER Joachim	GER	D	AIGMUELLER Gert	AUT	Seconds per Point:	3.75
			E	GOETZE Klaus-Dieter	GER	Points per Minute:	16

Bib	Name	NOC Code	1st Round			2nd Round			3rd Round		
			Speed [km/h] Rank	Distance [m] Rank	Gate Rank	Speed [km/h] Rank	Distance [m] Rank	Gate Rank	Speed [km/h] Rank	Distance [m] Rank	Gate Rank
1	ZACHARENKO Sergei	BLR	96.0 11	109.0 12	31 12						
2	HURSCHLER Seppi	SUI									
3	PIKKOR Tambet	EST									
4	KOBAYASHI Norihito	JPN	96.4 6	107.5 14	31 14						
5	JEZERSEK Andrej	SLO									
6	KUCERA Milan	CZE									
7	PSENKO Michal	SVK									
8	SMEJC Petr	CZE									
9	SALUMAE Jens	EST									
10	HARTMANN Andy	SUI									
11	SPILLANE Johnny	USA									
12	BAL Nicolas	FRA									
13	HURSCHLER Andreas	SUI	95.4 15	110.5 11	31 11						
14	OESTVIK Lars Andreas	NOR	96.0 11	106.0 15	31 15						
15	BAUD Frederic	FRA									
16	ROUX Ludovic	FRA									
17	GRAVE Jan Rune	NOR	96.9 3	114.0 7	31 7						
18	ARNOULD Kevin	FRA									
19	DAYTON Matt	USA									
20	MORI Satoshi	JPN	96.0 11	116.0 4	31 4						
21	BRYNEMO Preben Fjaere	NOR	97.1 2	108.0 13	31 13						
22	OGIWARA Kenji	JPN	96.1 10	114.0 7	31 7						



## RESULTS / RÉSULTATS

SPRINT K120 - OFFICIAL TRAINING 3  
K120 SPRINT - 3e ENTRAÎNEMENT OFFICIEL

UTAH OLYMPIC PARK THU 21 FEB 2002 / JEU 21 FEV 2002 START TIME / DEBUT 09:00 END TIME / FINI A 09:12

Bib	Name	NOC Code	1st Round			2nd Round			3rd Round		
			Speed [km/h] Rank	Distance [m] Rank	Gate Rank	Speed [km/h] Rank	Distance [m] Rank	Gate Rank	Speed [km/h] Rank	Distance [m] Rank	Gate Rank
23	CHURAVY Pavel	CZE	96.2 8	111.5 10	31 10						
24	GAISER Jens	GER									
25	HOEHLIG Marcel	GER									
26	GRUBER Michael	AUT									
27	HEER Ronny	SUI									
28	HAMMER Kristian	NOR	95.9 14	112.5 9	31 9						
29	KIRCHEISEN Bjoern	GER									
30	BIELER Christoph	AUT									
31	MANNINEN Hannu	FIN	97.4 1	114.5 6	31 6						
32	DEMONG Bill	USA									
33	KESKINARKAUS Mikko	FIN	96.3 7	115.5 5	31 5						
34	TALLUS Jaakko	FIN	96.9 3	127.5 2	31 2						
35	STECHEM Mario	AUT									
36	TAKAHASHI Daito	JPN									
37	LODWICK Todd	USA	96.6 5	116.5 3	31 3						
38	LAJUNEN Samppa	FIN	96.2 8	128.0 1	31 1						
39	ACKERMANN Ronny	GER									
40	GOTTWALD Felix	AUT									



## RESULTS / RÉSULTATS

### SPRINT K120 - OFFICIAL TRAINING 3 K120 SPRINT - 3e ENTRAÎNEMENT OFFICIEL

UTAH OLYMPIC PARK THU 21 FEB 2002 / JEU 21 FEV 2002 START TIME / DEBUT 09:00 END TIME / FINI A 09:12

Weather Information									
	Time	Weather	Temp.[°C]		Humid. [%]	Wind[m/s]			
			Air	Snow		Min.	Max.	Aver.	
1st Round	09:00 - 09:12	Clear	-8.0	-10.0	59	0.2	1.3	0.7	

Statistics											
	Gate	Falls	Distance[m]			Speed[km/h]			Jumpers / NOCs		
			Min.	Max.	Aver.	Min.	Max.	Aver.	In Starting List	Started	With Results
1st Round	31	0	106.0	128.0	114.0	95.4	97.4	96.3	40/13	15/7	15/7

**NOTE**  
**Bolded Line in Gate column:**  
 A bolded line at the "Gate" column indicates a change in gate assignment at this point. The presentation of rankings is calculated only within results achieved from the same gate.

LEGEND			
<b>NOC</b>	National Olympic Committee	<b>Min.</b>	Minimum
<b>Max.</b>	Maximum	<b>Aver.</b>	Average
<b>Assistant TD</b>	Assistant Technical Delegate	<b>Temp.</b>	Temperature
<b>Humid.</b>	Humidity		



## START LIST / LISTE DE DÉPART

### SPRINT K120 - COMPETITION ROUND K120 SPRINT - MANCHE DE COMPÉTITION

UTAH OLYMPIC PARK THU 21 FEB 2002 / JEU 21 FEV 2002 START TIME / DEBUT 11:30

Jury / Competition Management			Judges			Hill Data / Calculation	
Race Director	WEHLING Ulrich	FIS	A	FRELIH Janez	SLO	K-Point:	120 m
Technical Delegate	KUMPOST Roman	CZE	B	ASPHAUG Kolboern	NOR	Meter Value:	1.2 Points/m
Chief of Competition	LAMB Joe	USA	C	KASAYA Yukio	JPN	Jury Distance:	128 m
Assistant TD	BRUDER Joachim	GER	D	AIGMUELLER Gert	AUT	Seconds per Point:	3.75
			E	GOETZE Klaus-Dieter	GER	Points per Minute:	16

Bib	Name	NOC Code	Trial			Competition Round			
			Speed [km/h]	Distance [m]	Gate	Speed [km/h]	Distance [m]	Points	Rank
1	ZACHARENKO Sergei	BLR							
2	HURSCHLER Seppi	SUI							
3	PIKKOR Tabet	EST							
4	KOBAYASHI Norihito	JPN							
5	JEZERSEK Andrej	SLO							
6	KUCERA Milan	CZE							
7	PSENKO Michal	SVK							
8	SMEJC Petr	CZE							
9	SALUMAE Jens	EST							
10	HARTMANN Andy	SUI							
11	SPILLANE Johnny	USA							
12	BAL Nicolas	FRA							
13	HURSCHLER Andreas	SUI							
14	ROTEVATN Sverre	NOR							
15	BAUD Frederic	FRA							
16	ROUX Ludovic	FRA							
17	GRAVE Jan Rune	NOR							
18	ARNOULD Kevin	FRA							
19	DAYTON Matt	USA							
20	MORI Satoshi	JPN							
21	BRYNEMO Preben Fjaere	NOR							
22	OGIWARA Kenji	JPN							
23	CHURAVY Pavel	CZE							
24	GAISER Jens	GER							
25	HOEHLIG Marcel	GER							
26	GRUBER Michael	AUT							
27	HEER Ronny	SUI							
28	HAMMER Kristian	NOR							
29	KIRCHEISEN Bjoern	GER							
30	BIELER Christoph	AUT							
31	MANNINEN Hannu	FIN							
32	DEMONG Bill	USA							
33	KESKINARKAUS Mikko	FIN							
34	TALLUS Jaakko	FIN							
35	STECHEM Mario	AUT							
36	TAKAHASHI Daito	JPN							
37	LODWICK Todd	USA							
38	LAJUNEN Sampsa	FIN							
39	ACKERMANN Ronny	GER							
40	GOTTWALD Felix	AUT							



## START LIST / LISTE DE DÉPART

### SPRINT K120 - COMPETITION ROUND K120 SPRINT - MANCHE DE COMPÉTITION

UTAH OLYMPIC PARK   THU 21 FEB 2002 / JEU 21 FEV 2002   START TIME / DEBUT 11:30

#### NOTES

##### How point scores are calculated:

An athlete is awarded 60 points for jumping the K-point distance. For every meter more or less than the K-point, a competitor has 1.2 points added or subtracted from his total. In addition, competitors are awarded points for style (for flight and landing) up to a maximum of 20 per judge. Five judges score each jump, with the highest and lowest scores disregarded and the scores of the other three aggregated and added to the competitor's points for distance.

#### LEGEND

<b>NOC</b>	National Olympic Committee	<b>Assistant TD</b>	Assistant Technical Delegate
------------	----------------------------	---------------------	------------------------------

Team Norway has replaced the athlete OESTVIK Lars Andreas with ROTEVATN Sverre.





## RESULTS / RÉSULTATS

SPRINT K120 - COMPETITION ROUND  
K120 SPRINT - MANCHE DE COMPÉTITION

UTAH OLYMPIC PARK THU 21 FEB 2002 / JEU 21 FEV 2002 START TIME / DEBUT 11:30 END TIME / FINI A 12:08

Jury / Competition Management				Judges			Hill Data / Calculation		
Race Director	WEHLING Ulrich	FIS		A	FRELIH Janez	SLO	K-Point:	120 m	
Technical Delegate	KUMPOST Roman	CZE		B	ASPHAUG Kolbjorn	NOR	Meter Value:	1.2 Points/m	
Chief of Competition	LAMB Joe	USA		C	KASAYA Yukio	JPN	Jury Distance:	128 m	
Assistant TD	BRUDER Joachim	GER		D	AIGMUELLER Gert	AUT	Seconds per Point:	3.75	
				E	GOETZE Klaus-Dieter	GER	Points per Minute:	16	

Rank	Bib	Name	NOC Code	Speed [km/h]	Distance [m]	Distance Points	Judges Marks					Judges Points	Round Total	Round Rank	Time Diff.
							A	B	C	D	E				
1	38	LAJUNEN Samppa	FIN	95.1	126.5	67.8	19.0	18.5	18.5	18.5	19.5	56.0	123.8	1	0:00
2	39	ACKERMANN Ronny	GER	96.2	124.5	65.4	18.5	17.5	18.0	18.0	19.0	54.5	119.9	2	+0:15
3	34	TALLUS Jaakko	FIN	95.8	122.5	63.0	18.5	18.5	19.0	18.5	19.0	56.0	119.0	3	+0:18
4	36	TAKAHASHI Daito	JPN	95.5	122.0	62.4	18.0	16.0	17.5	17.0	17.5	52.0	114.4	4	+0:35
5	35	STECHER Mario	AUT	95.9	120.0	60.0	17.5	17.5	18.0	18.5	18.0	53.5	113.5	5	+0:39
6	30	BIELER Christoph	AUT	96.0	118.5	58.2	18.0	18.0	18.0	18.5	18.5	54.5	112.7	6	+0:42
7	9	SALUMAE Jens	EST	95.1	119.0	58.8	17.5	17.5	18.0	17.5	18.0	53.0	111.8	7	+0:45
8	25	HOEHLIG Marcel	GER	96.0	118.0	57.6	18.0	17.5	18.0	18.0	18.5	54.0	111.6	8	+0:46
9	26	GRUBER Michael	AUT	95.9	117.5	57.0	17.5	18.0	17.5	18.0	18.5	53.5	110.5	9	+0:50
10	8	SMEJC Petr	CZE	96.0	117.0	56.4	18.0	17.5	18.0	18.0	18.0	54.0	110.4	10	+0:50
11	40	GOTTWALD Felix	AUT	95.7	116.5	55.8	18.0	17.5	18.0	18.5	18.5	54.5	110.3	11	+0:51
12	37	LODWICK Todd	USA	95.2	115.0	54.0	18.0	18.5	18.5	18.5	18.0	55.0	109.0	12	+0:56
13	32	DEMONG Bill	USA	96.0	116.0	55.2	17.5	17.5	18.0	17.5	18.0	53.0	108.2	13	+0:59
14	20	MORI Satoshi	JPN	94.9	114.5	53.4	17.5	18.5	18.0	17.5	18.0	53.5	106.9	14	+1:03
15	29	KIRCHEISEN Bjoern	GER	96.0	116.5	55.8	16.5	16.5	17.0	16.5	17.0	50.0	105.8	15	+1:08
15	2	HURSCHLER Seppi	SUI	94.9	114.0	52.8	17.5	17.5	17.5	18.0	18.0	53.0	105.8	15	+1:08
17	31	MANNINEN Hannu	FIN	96.3	113.5	52.2	17.5	17.5	17.5	17.5	17.0	52.5	104.7	17	+1:12
18	10	HARTMANN Andy	SUI	95.9	113.5	52.2	17.0	17.0	17.5	17.5	17.5	52.0	104.2	18	+1:14
19	27	HEER Ronny	SUI	95.7	112.0	50.4	17.5	18.0	18.0	17.5	18.0	53.5	103.9	19	+1:15
20	16	ROUX Ludovic	FRA	95.0	112.5	51.0	17.5	17.5	17.0	18.0	17.5	52.5	103.5	20	+1:16
21	23	CHURAVY Pavel	CZE	95.1	112.5	51.0	17.0	17.0	17.5	17.5	17.0	51.5	102.5	21	+1:20
22	24	GAISER Jens	GER	96.0	112.0	50.4	17.0	17.0	17.5	17.5	17.5	52.0	102.4	22	+1:20
23	33	KESKINARKAUS Mikko	FIN	95.5	111.0	49.2	17.5	17.5	17.5	17.5	18.0	52.5	101.7	23	+1:23
24	18	ARNOULD Kevin	FRA	95.2	110.5	48.6	17.5	17.5	17.5	17.5	17.5	52.5	101.1	24	+1:25
24	4	KOBAYASHI Norihito	JPN	95.4	110.5	48.6	17.5	17.0	17.5	18.0	17.5	52.5	101.1	24	+1:25
26	6	KUCERA Milan	CZE	95.9	111.0	49.2	17.0	17.0	17.5	17.0	16.5	51.0	100.2	26	+1:29
27	5	JEZERSEK Andrej	SLO	95.3	110.5	48.6	17.5	17.0	17.0	17.5	17.0	51.5	100.1	27	+1:29
28	14	ROTEVATN Sverre	NOR	95.3	110.0	48.0	17.0	17.5	17.5	17.5	16.5	52.0	100.0	28	+1:29
29	28	HAMMER Kristian	NOR	95.0	109.0	46.8	16.5	17.0	17.0	17.5	17.5	51.5	98.3	29	+1:36
30	21	BRYNEMO Preben Fjaere	NOR	96.0	109.0	46.8	16.5	16.5	17.5	17.0	16.5	50.0	96.8	30	+1:41
31	3	PIKKOR Tarnbet	EST	95.1	108.5	46.2	16.5	16.5	17.0	17.0	17.0	50.5	96.7	31	+1:42
32	12	BAL Nicolas	FRA	96.1	107.5	45.0	17.0	17.0	17.0	17.5	17.5	51.5	96.5	32	+1:42
33	17	GRAVE Jan Rune	NOR	95.6	111.5	49.8	10.5	15.5	14.5	14.5	17.5	44.5	94.3	33	+1:51
34	22	OGIWARA Kenji	JPN	94.9	105.0	42.0	17.0	17.5	17.5	17.0	17.0	51.5	93.5	34	+1:54
35	15	BAUD Frederic	FRA	94.8	105.5	42.6	16.5	17.0	17.0	17.0	16.5	50.5	93.1	35	+1:55
36	7	PSENKO Michal	SVK	95.1	104.5	41.4	16.5	17.5	17.0	17.0	17.0	51.0	92.4	36	+1:58
37	11	SPILLANE Johnny	USA	94.8	104.0	40.8	16.5	16.5	17.0	17.0	17.0	50.5	91.3	37	+2:02
38	13	HURSCHLER Andreas	SUI	95.0	103.5	40.2	17.0	17.0	17.0	17.0	17.0	51.0	91.2	38	+2:02
39	19	DAYTON Matt	USA	95.0	100.5	36.6	16.5	17.0	17.0	16.5	17.0	50.5	87.1	39	+2:18
40	1	ZACHARENKO Sergei	BLR	94.2	100.5	36.6	16.5	16.5	17.0	17.0	16.5	50.0	86.6	40	+2:20





## RESULTS / RÉSULTATS

### SPRINT K120 - COMPETITION ROUND K120 SPRINT - MANCHE DE COMPÉTITION

UTAH OLYMPIC PARK THU 21 FEB 2002 / JEU 21 FEV 2002 START TIME / DEBUT 11:30 END TIME / FINI A 12:08

Weather Information									
	Time	Weather	Temp.[°C]		Humid.	Wind[m/s]			
			Air	Snow	[%]	Min.	Max.	Aver.	
COMPETITION ROUND	11:30 - 12:08	Clear	-2.0	-3.0	29	0.1	0.9	0.6	

Statistics											
	Gate	Falls	Distance[m]			Speed[km/h]			Jumpers / NOCs		
			Min.	Max.	Aver.	Min.	Max.	Aver.	In Starting List	Started	With Results
COMPETITION ROUND	28	0	100.5	126.5	112.6	94.2	96.3	95.4	40/13	40/13	40/13

Technical Delegate:  <b>KUMPOST Roman (CZE)</b>	Chief of Competition:  <b>LAMB Joe (USA)</b>
--	--

#### NOTES

##### How point scores are calculated:

An athlete is awarded 60 points for jumping the K-point distance. For every meter more or less than the K-point, a competitor has 1.2 points added or subtracted from his total. In addition, competitors are awarded points for style (for flight and landing) up to a maximum of 20 per judge. Five judges score each jump, with the highest and lowest scores disregarded and the scores of the other three aggregated and added to the competitor's points for distance.

##### Calculation of the Time Difference in Individual Events:

The amount of time that a competitor must wait before starting is calculated by converting the number of points behind into time. Each point behind is equivalent to 3.75 seconds of wait time, 16 points behind means a competitor starts one minute later than the competitor in front of him.

#### LEGEND

<b>NOC</b>	National Olympic Committee	<b>Min.</b>	Minimum
<b>Max.</b>	Maximum	<b>Aver.</b>	Average
<b>Diff.</b>	Time Difference	<b>Assistant TD</b>	Assistant Technical Delegate
<b>Temp.</b>	Temperature	<b>Humid.</b>	Humidity



## RESULTS / RÉSULTATS

SPRINT 7.5 km  
SPRINT 7,5 km

SOLDIER HOLLOW FRI 22 FEB 2002 / VEN 22 FEV 2002 START TIME / DEBUT 11:00 END TIME / FINI A 11:20

Jury			Course Information	
Race Director	WEHLING Ulrich	FIS	Course Name:	Olympic 2.5 km
Technical Delegate	KUMPOST Roman	CZE	Height Difference:	45 m
Assistant Technical Delegate	BRUDER Joachim	GER	Maximum Climb:	22 m
Chief of Competition	LAMB Joe	USA	Total Climb:	100 m
Chief of Course	NELSON Jeff	USA	Length of Lap:	2 500 m
			Number of Laps:	3

Rank	Bib	Name	NOC Code	Points	Jump Rk.	Time Difference	Cross Country Time	Rk.	Time Behind
1	1	LAJUNEN Samppa	FIN	123.8	1	0:00	16:40.1	16	16:40.1
2	2	ACKERMANN Ronny	GER	119.9	2	0:15	16:34.1	9	+9.0
3	11	GOTTWALD Felix	AUT	110.3	11	0:51	16:29.3	5	+40.2
4	3	TALLUS Jaakko	FIN	119.0	3	0:18	17:07.9	25	+45.8
5	12	LODWICK Todd	USA	109.0	12	0:56	16:36.1	11	+52.0
6	4	TAKAHASHI Daito	JPN	114.4	4	0:35	17:02.9	24	+57.8
7	17	MANNINEN Hannu	FIN	104.7	17	1:12	16:30.7	=7	+1:02.6
8	18	HARTMANN Andy	SUI	104.2	18	1:14	16:30.7	=7	+1:04.6
9	15	KIRCHEISEN Bjoern	GER	105.8	15	1:08	16:37.2	12	+1:05.1
10	20	ROUX Ludovic	FRA	103.5	20	1:16	16:29.7	6	+1:05.6
11	5	STECHEM Mario	AUT	113.5	5	0:39	17:10.5	28	+1:09.4
12	27	JEZERSEK Andrej	SLO	100.1	27	1:29	16:23.8	3	+1:12.7
13	28	ROTEVATN Sverre	NOR	100.0	28	1:29	16:25.4	4	+1:14.3
14	13	DEMONG Bill	USA	108.2	13	0:59	16:57.1	21	+1:16.0
15	21	CHURAVY Pavel	CZE	102.5	21	1:20	16:38.0	13	+1:17.9
16	6	BIELER Christoph	AUT	112.7	6	0:42	17:19.6	30	+1:21.5
17	25	KOBAYASHI Norihito	JPN	101.1	24	1:25	16:39.6	15	+1:24.5
18	32	BAL Nicolas	FRA	96.5	32	1:42	16:22.8	2	+1:24.7
19	22	GAISER Jens	GER	102.4	22	1:20	16:59.3	23	+1:39.2
20	29	HAMMER Kristian	NOR	98.3	29	1:36	16:45.0	18	+1:40.9
21	38	HURSCHLER Andreas	SUI	91.2	38	2:02	16:19.9	1	+1:41.8
22	14	MORI Satoshi	JPN	106.9	14	1:03	17:22.0	31	+1:44.9
23	23	KESKINARKAUS Mikko	FIN	101.7	23	1:23	17:08.4	26	+1:51.3
24	10	SMEJC Petr	CZE	110.4	10	0:50	17:41.9	34	+1:51.8
25	8	HOEHLIG Marcel	GER	111.6	8	0:46	17:46.2	37	+1:52.1
26	33	GRAVE Jan Rune	NOR	94.3	33	1:51	16:42.2	17	+1:53.1
27	35	BAUD Frederic	FRA	93.1	35	1:55	16:38.5	14	+1:53.4
28	9	GRUBER Michael	AUT	110.5	9	0:50	17:44.0	35	+1:53.9
29	19	HEER Ronny	SUI	103.9	19	1:15	17:19.0	29	+1:53.9
30	30	BRYNEMO Preben Fjaere	NOR	96.8	30	1:41	16:54.5	20	+1:55.4
31	16	HURSCHLER Seppi	SUI	105.8	15	1:08	17:28.0	32	+1:55.9
32	37	SPILLANE Johnny	USA	91.3	37	2:02	16:34.4	10	+1:56.3
33	34	OGIWARA Kenji	JPN	93.5	34	1:54	16:45.1	19	+1:59.0
34	24	ARNOULD Kevin	FRA	101.1	24	1:25	17:35.9	33	+2:20.8
35	26	KUCERA Milan	CZE	100.2	26	1:29	17:44.5	36	+2:33.4
36	39	DAYTON Matt	USA	87.1	39	2:18	16:57.9	22	+2:35.8
37	7	SALUMAE Jens	EST	111.8	7	0:45	18:44.2	39	+2:49.1
38	40	ZACHARENKO Sergei	BLR	86.6	40	2:20	17:09.5	27	+2:49.4
39	36	PSENKO Michal	SVK	92.4	36	1:58	18:09.3	38	+3:27.2
40	31	PIKKOR Tarnet	EST	96.7	31	1:42	18:56.1	40	+3:58.0





## RESULTS / RÉSULTATS

SPRINT 7.5 km  
SPRINT 7,5 km

SOLDIER HOLLOW   FRI 22 FEB 2002 / VEN 22 FEV 2002   START TIME / DEBUT 11:00   END TIME / FINI A 11:20

Weather	Snow Condition	Temperatures [°C]		Participants/NOCs					
		Air	Snow	Entries	Ranked	DNS	DNF	DSQ	LAP
Partly Cloudy	Hard	-1.0	-9.0	40/13	40/13	0/0	0/0	0/0	0/0

Technical Delegate:  <b>KUMPOST Roman (CZE)</b>	Chief of Competition:  <b>LAMB Joe (USA)</b>
--	--

**NOTE**

The amount of time that a competitor must wait before starting is calculated by converting the number of points behind into time. Each point behind is equivalent to 3.75 seconds of wait time. 16 points behind means a competitor starts one minute later than the competitor in front of him.

**LEGEND / LEGENDE**

**RK.** Rank      =      Shared Rank      **DNS** Did not start      **DNF** Did not finish      **DSQ** Disqualified  
**LAP** Lapped



## COMPETITION ANALYSIS / ANALYSE DE LA COMPÉTITION

SPRINT 7.5 km  
SPRINT 7,5 km

SOLDIER HOLLOW FRI 22 FEB 2002 / VEN 22 FEV 2002 START TIME / DEBUT 11:00 END TIME / FINI A 11:20



Jury			Course Information		
Race Director	WEHLING Ulrich	FIS	Course Name:	Olympic 2.5 km	
Technical Delegate	KUMPOST Roman	CZE	Height Difference:	45 m	
Assistant Technical Delegate	BRUDER Joachim	GER	Maximum Climb:	22 m	
Chief of Competition	LAMB Joe	USA	Total Climb:	100 m	
Chief of Course	NELSON Jeff	USA	Length of Lap:	2 500 m	
			Number of Laps:	3	

Rank	Bib Name	NOC Code	Time Difference	Jump Points	Rk.	Time	Time Behind	Rk.
			1.2 km / 5.0 km	2.5 km / 6.2 km	3.7 km / 7.5 km			
			Time Time/Behind Rk.	Time Time/Behind Rk.	Time Time/Behind Rk.			
<b>1</b>	<b>1 LAJUNEN Samppa</b>	<b>FIN</b>	<b>0:00</b>	<b>123.8</b>	<b>1</b>	<b>16:40.1</b>	<b>0.0</b>	<b>1</b>
	Cumulative Time		3:01.7	0.0	1	5:29.9	0.0	1
	Section Time		3:01.7	+10.0	=12	2:28.2	+7.0	=31
	Cumulative Time		11:03.6	0.0	1	14:04.5	0.0	1
	Section Time		2:31.9	+7.5	=12	3:00.9	+8.6	3
<b>2</b>	<b>2 ACKERMANN Ronny</b>	<b>GER</b>	<b>0:15</b>	<b>119.9</b>	<b>2</b>	<b>16:49.1</b>	<b>+9.0</b>	<b>2</b>
	Cumulative Time		3:19.1	+17.4	2	5:47.2	+17.3	2
	Section Time		3:04.1	+12.4	18	2:28.1	+6.9	30
	Cumulative Time		11:20.5	+16.9	2	14:23.8	+19.3	2
	Section Time		2:28.7	+4.3	6	3:03.3	+11.0	4
<b>3</b>	<b>11 GOTTWALD Felix</b>	<b>AUT</b>	<b>0:51</b>	<b>110.3</b>	<b>11</b>	<b>17:20.3</b>	<b>+40.2</b>	<b>3</b>
	Cumulative Time		3:43.6	+41.9	4	6:08.5	+38.6	4
	Section Time		2:52.6	+0.9	2	2:24.9	+3.7	=14
	Cumulative Time		11:48.9	+45.3	3	14:41.2	+36.7	3
	Section Time		2:33.5	+9.1	=22	2:52.3	0.0	1
<b>4</b>	<b>3 TALLUS Jaakko</b>	<b>FIN</b>	<b>0:18</b>	<b>119.0</b>	<b>3</b>	<b>17:25.9</b>	<b>+45.8</b>	<b>4</b>
	Cumulative Time		3:28.0	+26.3	3	6:07.3	+37.4	3
	Section Time		3:10.0	+18.3	35	2:39.3	+18.1	40
	Cumulative Time		11:50.7	+47.1	6	14:59.9	+55.4	5
	Section Time		2:33.5	+9.1	=22	3:09.2	+16.9	14



## COMPETITION ANALYSIS / ANALYSE DE LA COMPÉTITION

SPRINT 7.5 km  
SPRINT 7,5 km

SOLDIER HOLLOW FRI 22 FEB 2002 / VEN 22 FEV 2002 START TIME / DEBUT 11:00 END TIME / FINI A 11:20

Rank	Bib Name	NOC Code	Time Difference	Jump Points		Rk.	Time		Rk.
				1.2 km / 5.0 km	2.5 km / 6.2 km		3.7 km / 7.5 km		
				Time	Time/Behind	Rk.	Time	Time/Behind	Rk.
<b>5</b>	<b>12 LODWICK Todd</b>	<b>USA</b>	<b>0:56</b>	<b>109.0</b>	<b>12</b>	<b>17:32.1</b>	<b>+52.0</b>	<b>5</b>	
Cumulative Time	3:47.7	+46.0	6	6:08.9	+39.0	5	9:14.9	+43.2	3
Section Time	2:51.7	0.0	1	2:21.2	0.0	1	3:06.0	+8.1	9
Cumulative Time	11:49.8	+46.2	4	14:57.4	+52.9	4	17:32.1	+52.0	5
Section Time	2:34.9	+10.5	29	3:07.6	+15.3	11	2:34.7	+17.1	31
<b>6</b>	<b>4 TAKAHASHI Daito</b>	<b>JPN</b>	<b>0:35</b>	<b>114.4</b>	<b>4</b>	<b>17:37.9</b>	<b>+57.8</b>	<b>6</b>	
Cumulative Time	3:48.5	+46.8	7	6:12.9	+43.0	8	9:24.9	+53.2	7
Section Time	3:13.5	+21.8	38	2:24.4	+3.2	13	3:12.0	+14.1	23
Cumulative Time	11:57.3	+53.7	7	15:10.3	+1:05.8	6	17:37.9	+57.8	6
Section Time	2:32.4	+8.0	17	3:13.0	+20.7	21	2:27.6	+10.0	19
<b>7</b>	<b>17 MANNINEN Hannu</b>	<b>FIN</b>	<b>1:12</b>	<b>104.7</b>	<b>17</b>	<b>17:42.7</b>	<b>+1:02.6</b>	<b>7</b>	
Cumulative Time	4:11.4	+1:09.7	15	6:35.3	+1:05.4	15	9:48.9	+1:17.2	12
Section Time	2:59.4	+7.7	=7	2:23.9	+2.7	11	3:13.6	+15.7	25
Cumulative Time	12:14.0	+1:10.4	10	15:25.1	+1:20.6	9	17:42.7	+1:02.6	7
Section Time	2:25.1	+0.7	4	3:11.1	+18.8	17	2:17.6	0.0	1
<b>8</b>	<b>18 HARTMANN Andy</b>	<b>SUI</b>	<b>1:14</b>	<b>104.2</b>	<b>18</b>	<b>17:44.7</b>	<b>+1:04.6</b>	<b>8</b>	
Cumulative Time	4:11.8	+1:10.1	16	6:35.8	+1:05.9	16	9:50.2	+1:18.5	14
Section Time	2:57.8	+6.1	5	2:24.0	+2.8	12	3:14.4	+16.5	27
Cumulative Time	12:14.6	+1:11.0	12	15:26.2	+1:21.7	11	17:44.7	+1:04.6	8
Section Time	2:24.4	0.0	=1	3:11.6	+19.3	20	2:18.5	+0.9	2
<b>9</b>	<b>15 KIRCHEISEN Bjoern</b>	<b>GER</b>	<b>1:08</b>	<b>105.8</b>	<b>15</b>	<b>17:45.2</b>	<b>+1:05.1</b>	<b>9</b>	
Cumulative Time	4:03.8	+1:02.1	12	6:29.0	+59.1	10	9:36.6	+1:04.9	9
Section Time	2:55.8	+4.1	4	2:25.2	+4.0	=19	3:07.6	+9.7	14
Cumulative Time	12:10.8	+1:07.2	9	15:18.6	+1:14.1	8	17:45.2	+1:05.1	9
Section Time	2:34.2	+9.8	28	3:07.8	+15.5	12	2:26.6	+9.0	18
<b>10</b>	<b>20 ROUX Ludovic</b>	<b>FRA</b>	<b>1:16</b>	<b>103.5</b>	<b>20</b>	<b>17:45.7</b>	<b>+1:05.6</b>	<b>10</b>	
Cumulative Time	4:22.0	+1:20.3	19	6:45.7	+1:15.8	19	9:49.5	+1:17.8	13
Section Time	3:06.0	+14.3	24	2:23.7	+2.5	10	3:03.8	+5.9	5
Cumulative Time	12:14.4	+1:10.8	11	15:25.6	+1:21.1	10	17:45.7	+1:05.6	10
Section Time	2:24.9	+0.5	3	3:11.2	+18.9	18	2:20.1	+2.5	3
<b>11</b>	<b>5 STECHER Mario</b>	<b>AUT</b>	<b>0:39</b>	<b>113.5</b>	<b>5</b>	<b>17:49.5</b>	<b>+1:09.4</b>	<b>11</b>	
Cumulative Time	3:44.2	+42.5	5	6:09.3	+39.4	6	9:16.3	+44.6	5
Section Time	3:05.2	+13.5	22	2:25.1	+3.9	18	3:07.0	+9.1	12
Cumulative Time	11:50.4	+46.8	5	15:14.0	+1:09.5	7	17:49.5	+1:09.4	11
Section Time	2:34.1	+9.7	=26	3:23.6	+31.3	30	2:35.5	+17.9	32
<b>12</b>	<b>27 JEZERSEK Andrej</b>	<b>SLO</b>	<b>1:29</b>	<b>100.1</b>	<b>27</b>	<b>17:52.8</b>	<b>+1:12.7</b>	<b>12</b>	
Cumulative Time	4:28.4	+1:26.7	25	6:51.6	+1:21.7	25	9:52.2	+1:20.5	15
Section Time	2:59.4	+7.7	=7	2:23.2	+2.0	9	3:00.6	+2.7	3
Cumulative Time	12:16.6	+1:13.0	14	15:27.6	+1:23.1	13	17:52.8	+1:12.7	12
Section Time	2:24.4	0.0	=1	3:11.0	+18.7	16	2:25.2	+7.6	=12



## COMPETITION ANALYSIS / ANALYSE DE LA COMPÉTITION

SPRINT 7.5 km  
SPRINT 7,5 km

SOLDIER HOLLOW FRI 22 FEB 2002 / VEN 22 FEV 2002 START TIME / DEBUT 11:00 END TIME / FINI A 11:20

Rank	Bib Name	NOC Code	Time Difference	Jump Points		Rk.	Time		Rk.
				1.2 km / 5.0 km	2.5 km / 6.2 km		3.7 km / 7.5 km		
				Time	Time/Behind	Rk.	Time	Time/Behind	Rk.
<b>13</b>	<b>28 ROTEVATN Sverre</b>	<b>NOR</b>		<b>1:29</b>	<b>100.0</b>	<b>28</b>	<b>17:54.4</b>	<b>+1:14.3</b>	<b>13</b>
Cumulative Time	4:29.2	+1:27.5	26	6:50.6	+1:20.7	23	9:56.2	+1:24.5	18
Section Time	3:00.2	+8.5	9	2:21.4	+0.2	2	3:05.6	+7.7	=7
Cumulative Time	12:28.8	+1:25.2	19	15:32.5	+1:28.0	14	17:54.4	+1:14.3	13
Section Time	2:32.6	+8.2	18	3:03.7	+11.4	5	2:21.9	+4.3	6
<b>14</b>	<b>13 DEMONG Bill</b>	<b>USA</b>		<b>0:59</b>	<b>108.2</b>	<b>13</b>	<b>17:56.1</b>	<b>+1:16.0</b>	<b>14</b>
Cumulative Time	4:03.9	+1:02.2	13	6:29.9	+1:00.0	11	9:40.4	+1:08.7	10
Section Time	3:04.9	+13.2	=19	2:26.0	+4.8	=23	3:10.5	+12.6	22
Cumulative Time	12:16.1	+1:12.5	13	15:27.0	+1:22.5	12	17:56.1	+1:16.0	14
Section Time	2:35.7	+11.3	31	3:10.9	+18.6	15	2:29.1	+11.5	23
<b>15</b>	<b>21 CHURAVY Pavel</b>	<b>CZE</b>		<b>1:20</b>	<b>102.5</b>	<b>21</b>	<b>17:58.0</b>	<b>+1:17.9</b>	<b>15</b>
Cumulative Time	4:25.5	+1:23.8	21	6:50.9	+1:21.0	24	9:56.5	+1:24.8	19
Section Time	3:05.5	+13.8	23	2:25.4	+4.2	21	3:05.6	+7.7	=7
Cumulative Time	12:29.2	+1:25.6	20	15:34.5	+1:30.0	16	17:58.0	+1:17.9	15
Section Time	2:32.7	+8.3	=19	3:05.3	+13.0	7	2:23.5	+5.9	8
<b>16</b>	<b>6 BIELER Christoph</b>	<b>AUT</b>		<b>0:42</b>	<b>112.7</b>	<b>6</b>	<b>18:01.6</b>	<b>+1:21.5</b>	<b>16</b>
Cumulative Time	3:49.0	+47.3	8	6:11.7	+41.8	7	9:28.0	+56.3	8
Section Time	3:07.0	+15.3	28	2:22.7	+1.5	8	3:16.3	+18.4	29
Cumulative Time	12:07.0	+1:03.4	8	15:33.1	+1:28.6	15	18:01.6	+1:21.5	16
Section Time	2:39.0	+14.6	36	3:26.1	+33.8	32	2:28.5	+10.9	22
<b>17</b>	<b>25 KOBAYASHI Norihito</b>	<b>JPN</b>		<b>1:25</b>	<b>101.1</b>	<b>24</b>	<b>18:04.6</b>	<b>+1:24.5</b>	<b>17</b>
Cumulative Time	4:27.8	+1:26.1	24	6:50.1	+1:20.2	22	9:57.2	+1:25.5	21
Section Time	3:02.8	+11.1	15	2:22.3	+1.1	5	3:07.1	+9.2	13
Cumulative Time	12:23.4	+1:19.8	16	15:36.7	+1:32.2	17	18:04.6	+1:24.5	17
Section Time	2:26.2	+1.8	5	3:13.3	+21.0	22	2:27.9	+10.3	=20
<b>18</b>	<b>32 BAL Nicolas</b>	<b>FRA</b>		<b>1:42</b>	<b>96.5</b>	<b>32</b>	<b>18:04.8</b>	<b>+1:24.7</b>	<b>18</b>
Cumulative Time	4:35.2	+1:33.5	30	6:57.0	+1:27.1	28	9:55.5	+1:23.8	17
Section Time	2:53.2	+1.5	3	2:21.8	+0.6	=3	2:58.5	+0.6	2
Cumulative Time	12:27.7	+1:24.1	17	15:39.2	+1:34.7	18	18:04.8	+1:24.7	18
Section Time	2:32.2	+7.8	=15	3:11.5	+19.2	19	2:25.6	+8.0	15
<b>19</b>	<b>22 GAISER Jens</b>	<b>GER</b>		<b>1:20</b>	<b>102.4</b>	<b>22</b>	<b>18:19.3</b>	<b>+1:39.2</b>	<b>19</b>
Cumulative Time	4:27.3	+1:25.6	23	6:49.8	+1:19.9	21	9:59.8	+1:28.1	23
Section Time	3:07.3	+15.6	=29	2:22.5	+1.3	6	3:10.0	+12.1	20
Cumulative Time	12:30.6	+1:27.0	22	15:48.7	+1:44.2	20	18:19.3	+1:39.2	19
Section Time	2:30.8	+6.4	9	3:18.1	+25.8	25	2:30.6	+13.0	25
<b>20</b>	<b>29 HAMMER Kristian</b>	<b>NOR</b>		<b>1:36</b>	<b>98.3</b>	<b>29</b>	<b>18:21.0</b>	<b>+1:40.9</b>	<b>20</b>
Cumulative Time	4:34.6	+1:32.9	29	6:56.4	+1:26.5	27	9:54.3	+1:22.6	16
Section Time	2:58.6	+6.9	6	2:21.8	+0.6	=3	2:57.9	0.0	1
Cumulative Time	12:28.3	+1:24.7	18	15:49.1	+1:44.6	21	18:21.0	+1:40.9	20
Section Time	2:34.0	+9.6	=24	3:20.8	+28.5	29	2:31.9	+14.3	28



## COMPETITION ANALYSIS / ANALYSE DE LA COMPÉTITION

SPRINT 7.5 km  
SPRINT 7,5 km

SOLDIER HOLLOW FRI 22 FEB 2002 / VEN 22 FEV 2002 START TIME / DEBUT 11:00 END TIME / FINI A 11:20

Rank	Bib Name	NOC Code	Time Difference	Jump Points		Rk.	Time		Rk.
				1.2 km / 5.0 km	2.5 km / 6.2 km		3.7 km / 7.5 km		
				Time	Time/Behind	Rk.	Time	Time/Behind	Rk.
<b>21</b>	<b>38 HURSCHLER Andreas</b>	<b>SUI</b>		<b>2:02</b>	<b>91.2</b>	<b>38</b>	<b>18:21.9</b>	<b>+1:41.8</b>	<b>21</b>
Cumulative Time	5:02.9	+2:01.2	36	7:28.1	+1:58.2	36	10:36.0	+2:04.3	35
Section Time	3:00.9	+9.2	11	2:25.2	+4.0	=19	3:07.9	+10.0	15
Cumulative Time	13:06.4	+2:02.8	33	15:59.5	+1:55.0	23	18:21.9	+1:41.8	21
Section Time	2:30.4	+6.0	7	2:53.1	+0.8	2	2:22.4	+4.8	7
<b>22</b>	<b>14 MORI Satoshi</b>	<b>JPN</b>		<b>1:03</b>	<b>106.9</b>	<b>14</b>	<b>18:25.0</b>	<b>+1:44.9</b>	<b>22</b>
Cumulative Time	4:13.2	+1:11.5	17	6:39.0	+1:09.1	17	9:58.8	+1:27.1	22
Section Time	3:10.2	+18.5	36	2:25.8	+4.6	22	3:19.8	+21.9	33
Cumulative Time	12:29.9	+1:26.3	21	15:48.1	+1:43.6	19	18:25.0	+1:44.9	22
Section Time	2:31.1	+6.7	10	3:18.2	+25.9	26	2:36.9	+19.3	34
<b>23</b>	<b>23 KESKINARKAUS Mikko</b>	<b>FIN</b>		<b>1:23</b>	<b>101.7</b>	<b>23</b>	<b>18:31.4</b>	<b>+1:51.3</b>	<b>23</b>
Cumulative Time	4:26.4	+1:24.7	22	6:49.0	+1:19.1	20	10:07.7	+1:36.0	26
Section Time	3:03.4	+11.7	16	2:22.6	+1.4	7	3:18.7	+20.8	30
Cumulative Time	12:40.4	+1:36.8	24	16:07.4	+2:02.9	26	18:31.4	+1:51.3	23
Section Time	2:32.7	+8.3	=19	3:27.0	+34.7	33	2:24.0	+6.4	9
<b>24</b>	<b>10 SMEJC Petr</b>	<b>CZE</b>		<b>0:50</b>	<b>110.4</b>	<b>10</b>	<b>18:31.9</b>	<b>+1:51.8</b>	<b>24</b>
Cumulative Time	4:04.6	+1:02.9	14	6:32.8	+1:02.9	13	9:57.1	+1:25.4	20
Section Time	3:14.6	+22.9	39	2:28.2	+7.0	=31	3:24.3	+26.4	36
Cumulative Time	12:31.1	+1:27.5	23	15:59.5	+1:55.0	23	18:31.9	+1:51.8	24
Section Time	2:34.0	+9.6	=24	3:28.4	+36.1	35	2:32.4	+14.8	29
<b>25</b>	<b>8 HOEHLIG Marcel</b>	<b>GER</b>		<b>0:46</b>	<b>111.6</b>	<b>8</b>	<b>18:32.2</b>	<b>+1:52.1</b>	<b>25</b>
Cumulative Time	3:54.2	+52.5	9	6:22.2	+52.3	9	9:41.6	+1:09.9	11
Section Time	3:08.2	+16.5	=32	2:28.0	+6.8	29	3:19.4	+21.5	32
Cumulative Time	12:17.0	+1:13.4	15	15:59.1	+1:54.6	22	18:32.2	+1:52.1	25
Section Time	2:35.4	+11.0	30	3:42.1	+49.8	38	2:33.1	+15.5	30
<b>26</b>	<b>33 GRAVE Jan Rune</b>	<b>NOR</b>		<b>1:51</b>	<b>94.3</b>	<b>33</b>	<b>18:33.2</b>	<b>+1:53.1</b>	<b>26</b>
Cumulative Time	5:00.7	+1:59.0	33	7:27.1	+1:57.2	34	10:35.3	+2:03.6	34
Section Time	3:09.7	+18.0	34	2:26.4	+5.2	25	3:08.2	+10.3	18
Cumulative Time	13:06.9	+2:03.3	34	16:12.7	+2:08.2	31	18:33.2	+1:53.1	26
Section Time	2:31.6	+7.2	11	3:05.8	+13.5	8	2:20.5	+2.9	5
<b>27</b>	<b>35 BAUD Frederic</b>	<b>FRA</b>		<b>1:55</b>	<b>93.1</b>	<b>35</b>	<b>18:33.5</b>	<b>+1:53.4</b>	<b>27</b>
Cumulative Time	5:01.2	+1:59.5	34	7:26.1	+1:56.2	33	10:34.1	+2:02.4	32
Section Time	3:06.2	+14.5	25	2:24.9	+3.7	=14	3:08.0	+10.1	=16
Cumulative Time	13:06.0	+2:02.4	32	16:13.1	+2:08.6	32	18:33.5	+1:53.4	27
Section Time	2:31.9	+7.5	=12	3:07.1	+14.8	10	2:20.4	+2.8	4
<b>28</b>	<b>9 GRUBER Michael</b>	<b>AUT</b>		<b>0:50</b>	<b>110.5</b>	<b>9</b>	<b>18:34.0</b>	<b>+1:53.9</b>	<b>28</b>
Cumulative Time	4:02.4	+1:00.7	10	6:30.3	+1:00.4	12	10:03.5	+1:31.8	24
Section Time	3:12.4	+20.7	37	2:27.9	+6.7	28	3:33.2	+35.3	39
Cumulative Time	12:42.1	+1:38.5	25	16:09.8	+2:05.3	28	18:34.0	+1:53.9	=28
Section Time	2:38.6	+14.2	35	3:27.7	+35.4	34	2:24.2	+6.6	10





## COMPETITION ANALYSIS / ANALYSE DE LA COMPÉTITION

SPRINT 7.5 km  
SPRINT 7,5 km

SOLDIER HOLLOW FRI 22 FEB 2002 / VEN 22 FEV 2002 START TIME / DEBUT 11:00 END TIME / FINI A 11:20

Rank	Bib Name	NOC Code	Time Difference	Jump Points		Rk.	Time		Rk.
				1.2 km / 5.0 km	2.5 km / 6.2 km		3.7 km / 7.5 km		
				Time	Time/Behind	Rk.	Time	Time/Behind	Rk.
<b>29</b>	<b>19 HEER Ronny</b>	<b>SUI</b>		<b>1:15</b>	<b>103.9</b>	<b>19</b>	<b>18:34.0</b>	<b>+1:53.9</b>	<b>29</b>
Cumulative Time	4:23.2	+1:21.5	20	6:55.4	+1:25.5	26	10:09.1	+1:37.4	27
Section Time	3:08.2	+16.5	=32	2:32.2	+11.0	38	3:13.7	+15.8	26
Cumulative Time	12:44.9	+1:41.3	27	16:02.9	+1:58.4	25	18:34.0	+1:53.9	=28
Section Time	2:35.8	+11.4	32	3:18.0	+25.7	24	2:31.1	+13.5	26
<b>30</b>	<b>30 BRYNEMO Preben Fjaere</b>	<b>NOR</b>		<b>1:41</b>	<b>96.8</b>	<b>30</b>	<b>18:35.5</b>	<b>+1:55.4</b>	<b>30</b>
Cumulative Time	4:41.3	+1:39.6	31	7:08.6	+1:38.7	31	10:24.1	+1:52.4	31
Section Time	3:00.3	+8.6	10	2:27.3	+6.1	27	3:15.5	+17.6	28
Cumulative Time	12:56.1	+1:52.5	28	16:09.8	+2:05.3	28	18:35.5	+1:55.4	30
Section Time	2:32.0	+7.6	14	3:13.7	+21.4	23	2:25.7	+8.1	16
<b>31</b>	<b>16 HURSCHLER Seppi</b>	<b>SUI</b>		<b>1:08</b>	<b>105.8</b>	<b>15</b>	<b>18:36.0</b>	<b>+1:55.9</b>	<b>31</b>
Cumulative Time	4:14.5	+1:12.8	18	6:44.3	+1:14.4	18	10:05.3	+1:33.6	25
Section Time	3:06.5	+14.8	27	2:29.8	+8.6	=34	3:21.0	+23.1	34
Cumulative Time	12:42.6	+1:39.0	26	16:08.1	+2:03.6	27	18:36.0	+1:55.9	31
Section Time	2:37.3	+12.9	=33	3:25.5	+33.2	31	2:27.9	+10.3	=20
<b>32</b>	<b>37 SPILLANE Johnny</b>	<b>USA</b>		<b>2:02</b>	<b>91.3</b>	<b>37</b>	<b>18:36.4</b>	<b>+1:56.3</b>	<b>32</b>
Cumulative Time	5:03.7	+2:02.0	37	7:28.7	+1:58.8	37	10:36.7	+2:05.0	36
Section Time	3:01.7	+10.0	=12	2:25.0	+3.8	17	3:08.0	+10.1	=16
Cumulative Time	13:07.2	+2:03.6	35	16:12.0	+2:07.5	30	18:36.4	+1:56.3	32
Section Time	2:30.5	+6.1	8	3:04.8	+12.5	6	2:24.4	+6.8	11
<b>33</b>	<b>34 OGIWARA Kenji</b>	<b>JPN</b>		<b>1:54</b>	<b>93.5</b>	<b>34</b>	<b>18:39.1</b>	<b>+1:59.0</b>	<b>33</b>
Cumulative Time	5:01.7	+2:00.0	35	7:27.7	+1:57.8	35	10:34.6	+2:02.9	33
Section Time	3:07.7	+16.0	31	2:26.0	+4.8	=23	3:06.9	+9.0	=10
Cumulative Time	13:07.4	+2:03.8	36	16:13.9	+2:09.4	33	18:39.1	+1:59.0	33
Section Time	2:32.8	+8.4	21	3:06.5	+14.2	9	2:25.2	+7.6	=12
<b>34</b>	<b>24 ARNOULD Kevin</b>	<b>FRA</b>		<b>1:25</b>	<b>101.1</b>	<b>24</b>	<b>19:00.9</b>	<b>+2:20.8</b>	<b>34</b>
Cumulative Time	4:32.3	+1:30.6	28	7:02.1	+1:32.2	30	10:23.5	+1:51.8	30
Section Time	3:07.3	+15.6	=29	2:29.8	+8.6	=34	3:21.4	+23.5	35
Cumulative Time	13:00.8	+1:57.2	31	16:19.2	+2:14.7	34	19:00.9	+2:20.8	34
Section Time	2:37.3	+12.9	=33	3:18.4	+26.1	27	2:41.7	+24.1	37
<b>35</b>	<b>26 KUCERA Milan</b>	<b>CZE</b>		<b>1:29</b>	<b>100.2</b>	<b>26</b>	<b>19:13.5</b>	<b>+2:33.4</b>	<b>35</b>
Cumulative Time	4:30.8	+1:29.1	27	6:57.5	+1:27.6	29	10:16.6	+1:44.9	29
Section Time	3:01.8	+10.1	14	2:26.7	+5.5	26	3:19.1	+21.2	31
Cumulative Time	12:56.5	+1:52.9	29	16:27.6	+2:23.1	35	19:13.5	+2:33.4	35
Section Time	2:39.9	+15.5	37	3:31.1	+38.8	36	2:45.9	+28.3	39
<b>36</b>	<b>39 DAYTON Matt</b>	<b>USA</b>		<b>2:18</b>	<b>87.1</b>	<b>39</b>	<b>19:15.9</b>	<b>+2:35.8</b>	<b>36</b>
Cumulative Time	5:22.9	+2:21.2	39	7:53.5	+2:23.6	40	11:03.6	+2:31.9	39
Section Time	3:04.9	+13.2	=19	2:30.6	+9.4	37	3:10.1	+12.2	21
Cumulative Time	13:37.7	+2:34.1	37	16:45.5	+2:41.0	36	19:15.9	+2:35.8	36
Section Time	2:34.1	+9.7	=26	3:07.8	+15.5	12	2:30.4	+12.8	24



## COMPETITION ANALYSIS / ANALYSE DE LA COMPÉTITION

SPRINT 7.5 km  
SPRINT 7,5 km

SOLDIER HOLLOW FRI 22 FEB 2002 / VEN 22 FEV 2002 START TIME / DEBUT 11:00 END TIME / FINI A 11:20

Rank	Bib Name	NOC Code	Time Difference	Jump Points	Rk.	Time		Rk.		
						Time	Time Behind			
		1.2 km / 5.0 km			2.5 km / 6.2 km			3.7 km / 7.5 km		
		Time	Time/Behind	Rk.	Time	Time/Behind	Rk.	Time	Time/Behind	Rk.
<b>37</b>	<b>7 SALUMAE Jens</b>	<b>EST</b>	<b>0:45</b>	<b>111.8</b>	<b>7</b>	<b>19:29.2</b>	<b>+2:49.1</b>	<b>37</b>		
Cumulative Time	4:03.0	+1:01.3	11	6:33.3	+1:03.4	14	10:12.2	+1:40.5	28	
Section Time	3:18.0	+26.3	40	2:30.3	+9.1	36	3:38.9	+41.0	40	
Cumulative Time	12:57.9	+1:54.3	30	16:48.6	+2:44.1	37	19:29.2	+2:49.1	37	
Section Time	2:45.7	+21.3	38	3:50.7	+58.4	39	2:40.6	+23.0	36	
<b>38</b>	<b>40 ZACHARENKO Sergei</b>	<b>BLR</b>	<b>2:20</b>	<b>86.6</b>	<b>40</b>	<b>19:29.5</b>	<b>+2:49.4</b>	<b>38</b>		
Cumulative Time	5:23.7	+2:22.0	40	7:53.1	+2:23.2	39	11:06.0	+2:34.3	40	
Section Time	3:03.7	+12.0	17	2:29.4	+8.2	33	3:12.9	+15.0	24	
Cumulative Time	13:38.2	+2:34.6	38	16:58.2	+2:53.7	38	19:29.5	+2:49.4	38	
Section Time	2:32.2	+7.8	=15	3:20.0	+27.7	28	2:31.3	+13.7	27	
<b>39</b>	<b>36 PSENKO Michal</b>	<b>SVK</b>	<b>1:58</b>	<b>92.4</b>	<b>36</b>	<b>20:07.3</b>	<b>+3:27.2</b>	<b>39</b>		
Cumulative Time	5:04.4	+2:02.7	38	7:29.3	+1:59.4	38	10:57.0	+2:25.3	38	
Section Time	3:06.4	+14.7	26	2:24.9	+3.7	=14	3:27.7	+29.8	38	
Cumulative Time	13:48.4	+2:44.8	40	17:21.9	+3:17.4	39	20:07.3	+3:27.2	39	
Section Time	2:51.4	+27.0	40	3:33.5	+41.2	37	2:45.4	+27.8	38	
<b>40</b>	<b>31 PIKKOR Tabet</b>	<b>EST</b>	<b>1:42</b>	<b>96.7</b>	<b>31</b>	<b>20:38.1</b>	<b>+3:58.0</b>	<b>40</b>		
Cumulative Time	4:47.0	+1:45.3	32	7:24.6	+1:54.7	32	10:51.5	+2:19.8	37	
Section Time	3:05.0	+13.3	21	2:37.6	+16.4	39	3:26.9	+29.0	37	
Cumulative Time	13:40.3	+2:36.7	39	17:46.0	+3:41.5	40	20:38.1	+3:58.0	40	
Section Time	2:48.8	+24.4	39	4:05.7	+1:13.4	40	2:52.1	+34.5	40	

Weather	Snow Condition	Temperatures [°C]		Participants/NOCs					
		Air	Snow	Entries	Ranked	DNS	DNF	DSQ	LAP
Partly Cloudy	Hard	-1.0	-9.0	40/13	40/13	0/0	0/0	0/0	0/0

LEGEND / LEGENDE		DNS	DNF	DSQ	LAP
Rk.	Rank	Did not start	Did not finish	Disqualified	Lapped



## NORDIC EVENTS MEDALISTS BY EVENT MÉDAILLÉS PAR ÉPREUVE DES ÉPREUVES NORDIQUES

FRI 22 FEB 2002 / VEN 22 FEV 2002 11:36

Date	Event	Medal	Name	NOC
09 FEB 2002	CC-Men's 30 km Free Mass Start	Gold	MUEHLEGG Johann	Spain
		Silver	HOFFMANN Christian	Austria
		Bronze	BOTVINOV Mikhail	Austria
	CC-Women's 15 km Free Mass Start	Gold	BELMONDO Stefania	Italy
		Silver	LAZUTINA Larissa	Russian Federation
		Bronze	NEUMANNOVA Katerina	Czech Republic
10 FEB 2002	NC-Individual	Gold	LAJUNEN Samppa	Finland
		Silver	TALLUSJaakko	Finland
		Bronze	GOTTWALD Felix	Austria
	SJ-Individual K90	Gold	AMMANN Simon	Switzerland
		Silver	HANNAWALD Sven	Germany
		Bronze	MALYSZ Adam	Poland
12 FEB 2002	CC-Men's 15 km Classical	Gold	VEERPALU Andrus	Estonia
		Silver	ESTIL Frode	Norway
		Bronze	MAE Jaak	Estonia
	CC-Women's 10 km Classical	Gold	SKARI Bente	Norway
		Silver	DANILOVA Olga	Russian Federation
		Bronze	TCHEPALOVA Julija	Russian Federation
13 FEB 2002	SJ-Individual K120	Gold	AMMANN Simon	Switzerland
		Silver	MALYSZ Adam	Poland
		Bronze	HAUTAMAEKI Matti	Finland
14 FEB 2002	CC-Men's 10 km Free Pursuit	Gold	MUEHLEGG Johann	Spain
		Silver	ALSGAARD Thomas	Norway
			ESTIL Frode	Norway
15 FEB 2002	CC-Women's 5 km Free Pursuit	Gold	DANILOVA Olga	Russian Federation
		Silver	LAZUTINA Larissa	Russian Federation
		Bronze	SCOTT Beckie	Canada
17 FEB 2002	CC-Men's 4x10 km Relay	Gold	ALSGAARD Thomas	Norway
			AUKLAND Anders	
			ESTIL Frode	
		Silver	SKJELDAL Kristen	Italy
			MAJ Fabio	
			PILLER COTTRER Pietro	
		Bronze	ZORZI Cristian	Germany
			di CENTA Giorgio	
			ANGERER Tobias	
	NC-Team	Gold	FILBRICH Jens	Finland
			SCHLUETTER Andreas	
			SOMMERFELDT Rene	
		LAJUNEN Samppa		
		MANNINEN Hannu		



**NORDIC EVENTS MEDALISTS BY EVENT**  
**MÉDAILLÉS PAR ÉPREUVE DES ÉPREUVES NORDIQUES**

FRI 22 FEB 2002 / VEN 22 FEV 2002 11:36

Date	Event	Medal	Name	NOC	
17 FEB 2002	NC-Team		MANTILA Jari		
			TALLUSJaakko		
		Silver	ACKERMANN Ronny	Germany	
			HETTICH Georg		
			HOEHLIG Marcel		
			KIRCHEISEN Bjoern		
		Bronze	BIELER Christoph	Austria	
			GOTTWALD Felix		
			GRUBER Michael		
			STECHER Mario		
18 FEB 2002	SJ-Team K120	Gold	HANNAWALD Sven	Germany	
			HOCKE Stephan		
			SCHMITT Martin		
			UHRMANN Michael		
		Silver	AHONEN Janne	Finland	
			HAUTAMAEKI Matti		
			JUSSILAINEN Risto		
			LINDSTROEM Veli-Matti		
		Bronze	FRAS Damjan	Slovenia	
			KRANJEC Robert		
19 FEB 2002	CC-Men's Sprint	Gold	HETLAND Tor Arne	Norway	
		Silver	SCHLICKENRIEDER Peter	Germany	
		Bronze	ZORZI Cristian	Italy	
	CC-Women's Sprint	Gold	TCHEPALOVA Julija	Russian Federation	
		Silver	SACHENBACHER Evi	Germany	
		Bronze	MOEN Anita	Norway	
		21 FEB 2002	CC-Women's 4x5 km Relay	Gold	BAUER Viola
				HENKEL Manuela	
				KUENZEL Claudia	
		SACHENBACHER Evi			
Silver	BJOERGEN Marit	Norway			
	MOEN Anita				
	PEDERSEN Hilde G				
	SKARI Bente				
Bronze	ALBRECHT LORETAN Brigitte	Switzerland			
	HUBER Andrea				
	LEONARDI CORTESI Natascia				
	ROCHAT Laurence				
22 FEB 2002	NC-SPRINT	Gold	LAJUNEN Samppe	Finland	



**NORDIC EVENTS MEDALISTS BY EVENT**  
**MÉDAILLÉS PAR ÉPREUVE DES ÉPREUVES NORDIQUES**

FRI 22 FEB 2002 / VEN 22 FEV 2002 11:36

Date	Event	Medal	Name	NOC
22 FEB 2002	NC-SPRINT	Silver	ACKERMANN Ronny	Germany
		Bronze	GOTTWALD Felix	Austria



## NORDIC EVENTS MEDAL STANDINGS CLASSEMENT PAR MÉDAILLES DES ÉPREUVES NORDIQUES

FRI 22 FEB 2002 / VEN 22 FEV 2002 11:38

Rank	NOC		Cross-Country Skiing				Ski Jumping				Nordic Combined				Total				Rank by Total
			G	S	B	Total	G	S	B	Total	G	S	B	Total	G	S	B	Total	
1	Norway	NOR	3	4	1	8									3	4	1	8	=1
2	Finland	FIN						1	1	2	3	1		4	3	2	1	6	=3
3	Germany	GER	1	2	1	4	1	1		2		2		2	2	5	1	8	=1
4	Russian Federation	RUS	2	3	1	6									2	3	1	6	=3
5	Switzerland	SUI			1	1	2			2					2		1	3	=6
6	Spain	ESP	2			2									2			2	=8
7	Italy	ITA	1	1	1	3									1	1	1	3	=6
8	Estonia	EST	1		1	2									1		1	2	=8
9	Austria	AUT		1	1	2						3	3		1	4	5	5	
10	Poland	POL						1	1	2					1	1	2	=8	
=11	Canada	CAN			1	1										1	1	=11	
=11	Czech Republic	CZE			1	1										1	1	=11	
=11	Slovenia	SLO						1	1							1	1	=11	
Total			10	11	9	30	3	3	3	9	3	3	3	9	16	17	15	48	

**NOTES:**

NOCs are ranked by the number of medals won first, then by silver medals won and finally bronze medals won. A ranking by total medals won is shown in the far



## INTERNATIONAL OLYMPIC COMMITTEE

DEPARTMENT OF SPORTS,  
OLYMPIC GAMES COORDINATION AND RELATIONS  
WITH THE INTERNATIONAL FEDERATIONS

Lausanne, 5 July 2002  
Ref. no 1470/2002/KML/dsr

**Re : XIX Olympic Winter Games, Salt Lake City 2002  
Athlete disqualification**

Dear Sir or Madam,

Please note that, following decisions taken at its meetings on the occasion of the XIX Olympic Winter Games in Salt Lake City, by means of vote by correspondence dated 21 March 2002 and its meeting of 24-27 May 2002 in Kuala Lumpur (MAS), the IOC Executive Board has disqualified the following athletes from the events of the XIX Olympic Winter Games specified below :

<u>Athlete</u>	<u>Sport / Discipline</u>	<u>Disqualification</u>
Olga DANILOVA (RUS)	Cross Country Skiing	Women's 30km classical cross country skiing event
Larissa LAZUTINA (RUS)	Cross Country Skiing	Women's 30km classical cross country skiing event
Johann MUEHLEGG (ESP)	Cross Country Skiing	Men's 50km classical cross country skiing event
Alain BAXTER (GBR)	Alpine Skiing	Men's slalom alpine skiing event
Vasily PANKOV (BLR)	Ice Hockey	Men's ice hockey bronze medal match
Achim WALCHER (AUT)	Cross Country Skiing	Men's 10km, 10km pursuit and 30km mass start cross country skiing events
Marc MAYER (AUT)	Cross Country Skiing	Men's 10km, 10km pursuit, 50km and 15km sprint cross country skiing events

Thank you for your attention to this information.

Yours sincerely,

**Gilbert FELLI**  
Director, Department of Sports,  
Olympic Games Coordination  
and IF Relations

C R E D I T S   R E M E R C I E M E N T S



*Flower Sweepers, Figure Skating, Ladies Short Program*

---

D A V I D   B U R N E T T

*OFFICIAL TIMER   Temporisateur Officiel*

S E I K O

*OFFICIAL IT PROVIDER   IT Fournisseur Officiel*

S C H L U M B E R G E R S E M A

*GAMES DOCUMENTATION   Documentation de Jeux*

X E R O X

*RESULTS CD-ROM PRODUCER   Producteur du CD-ROM Resultas*

E D W A R D   M I T C H E L L   /   S L O C

---

Copyright 2002 SLOC.

No part of this publication may be reproduced in any form without prior written permission of SLOC. Adobe, the Adobe logo, Acrobat, the Acrobat logo, are either registered trademarks or trademarks of Adobe Systems Incorporated in the United States and/or other countries. All rights reserved.

*Navigation   Navigation*